

MATRIX

CONNEXUS

GFT3S  
GFT2S





3 ENGLISH  
XX LANGUAGE  
XX LANGUAGE  
XX LANGUAGE  
XX LANGUAGE  
XX LANGUAGE  
XX LANGUAGE  
XX LANGUAGE  
XX LANGUAGE  
XX LANGUAGE  
XX LANGUAGE  
XX LANGUAGE



## IMPORTANT SAFETY INFORMATION

It is the sole responsibility of the purchaser of MATRIX products to instruct all individuals, whether they are the end user or supervising personnel on proper usage of the equipment.

It is recommended that all users of MATRIX exercise equipment be informed of the following information prior to its use.

Do not use any equipment in any way other than designed or intended by the manufacturer. It is imperative that MATRIX equipment be used properly to avoid injury.

## INSTALLATION

STABLE AND LEVEL SURFACE: MATRIX exercise equipment must be installed on a stable base and properly leveled.

## ADDITIONAL NOTES

This equipment should only be used in supervised areas where access and control is specifically regulated by the owner. It is up to the owner to determine who is allowed access to this training equipment. The owner should consider a user's: degree of reliability, age, experience, etc.

This training equipment meets industry standards for stability when used for its intended purpose in accordance with the instructions provided by the manufacturer.

This equipment is for indoor use only.

## PROPER USAGE

1. Do not exceed weight limits of this equipment.
2. Balance the weight applied to this equipment.
3. Add or remove no more weight than you can safely lift and control.
4. Engage wheel locks when this equipment is stationary to prevent unintended motion.
5. Push (do not pull on this equipment) when moving.
6. Maintain control of this equipment at all times when moving.





## MAINTENANCE

1. DO NOT use any equipment that is damaged and or has worn or broken parts. Use only replacement parts supplied by your country's local MATRIX dealer.
2. MAINTAIN LABELS AND NAMEPLATES: Do not remove labels for any reason. They contain important information. If unreadable or missing, contact your MATRIX dealer for a replacement.
3. MAINTAIN ALL EQUIPMENT: Preventative maintenance is the key to smooth operating equipment as well as keeping your liability to a minimum. Equipment needs to be inspected at regular intervals.
4. Ensure that any person(s) making adjustments or performing maintenance or repair of any kind is qualified to do so. MATRIX dealers will provide service and maintenance training at our corporate facility upon request.

## WARRANTY

For North America, please visit [www.matrixfitness.com](http://www.matrixfitness.com) for warranty information along with warranty exclusions and limitations.

## PRODUCT SPECIFICATIONS

	GFT2S 2 SHELF ROLLING STORAGE	GFT3S 3 SHELF ROLLING STORAGE
Product Weight	67.5 kg / 149 lbs.	96 kg / 212 lbs.
Overall Dimensions (L x W x H)	80 x 109 x 122 cm / 31.5 x 43 x 48"	80 x 123 x 167 cm / 31.5 x 48 x 66"
Max Storage Weight	227 kg / 500 lbs.	340 kg / 750 lbs.

## MAINTENANCE CHECKLIST

ACTION	FREQUENCY
Inspect Hardware/Pull pins	Monthly
Inspect Frame	Bi-Annually
Clean Machine	As Needed
Clean Grips *	As Needed

\* Grips should be cleaned with a mild soap and water or a non-ammonia based cleaner.



## UNPACKING

Thank you for purchasing a MATRIX Fitness product. It is inspected before it is packaged. It is shipped in multiple pieces to facilitate the compact packaging of the machine. Prior to assembly, confirm all the components by matching them with the exploded diagrams. Carefully unpack the unit from this box and dispose of the packing materials in accordance with your local laws.

## CAUTION

To avoid injury to yourself and prevent damage to the frame components, be sure to have proper assistance removing the frame pieces from this box. Please be sure to install the equipment on a stable base, properly level the machine and leave at least two feet of clearance to load and unload the cart.

### TOOLS REQUIRED FOR ASSEMBLY (not included)

3MM L-Shaped Allen Wrench



4MM L-Shaped Allen Wrench



5MM L-Shaped Allen Wrench



6MM L-Shaped Allen Wrench



8MM L-Shaped Allen Wrench



10MM L-Shaped Allen Wrench



Phillips Screwdriver



8MM Open-End Wrench



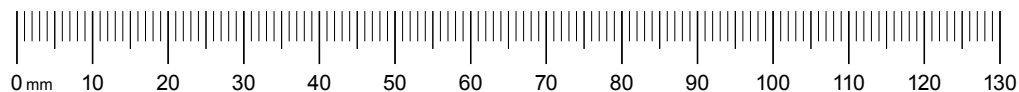
17MM Open-End Wrench



Guide Rod Lubrication



If any items are missing please contact your country's local MATRIX dealer for assistance.



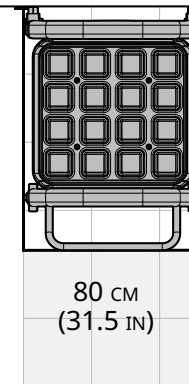


**GFT2S**

2-Shelf Mobile Storage

**TRAINING AREA**

109 CM  
(43 IN)



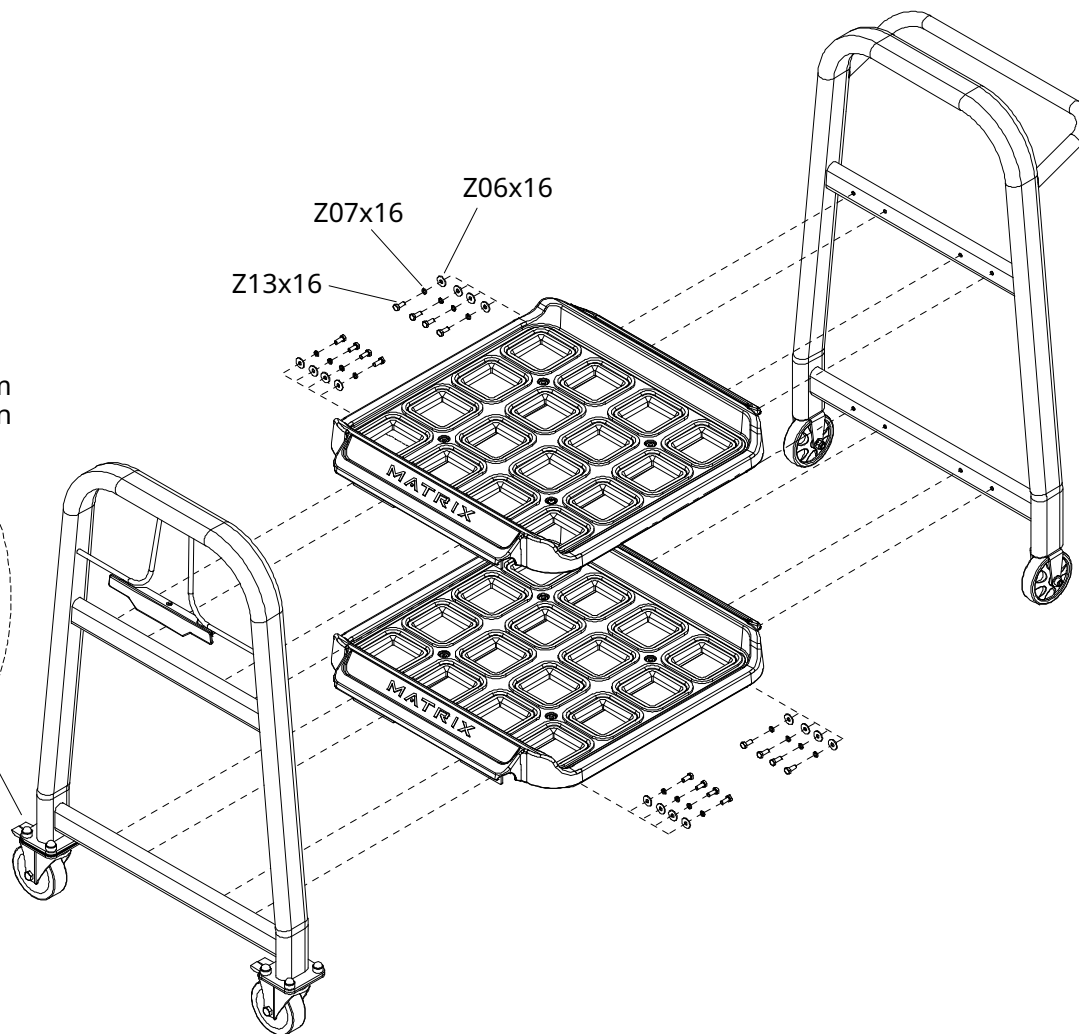
80 CM  
(31.5 IN)

FREE AREA  
0.6 M (2 FT) WIDE PATH

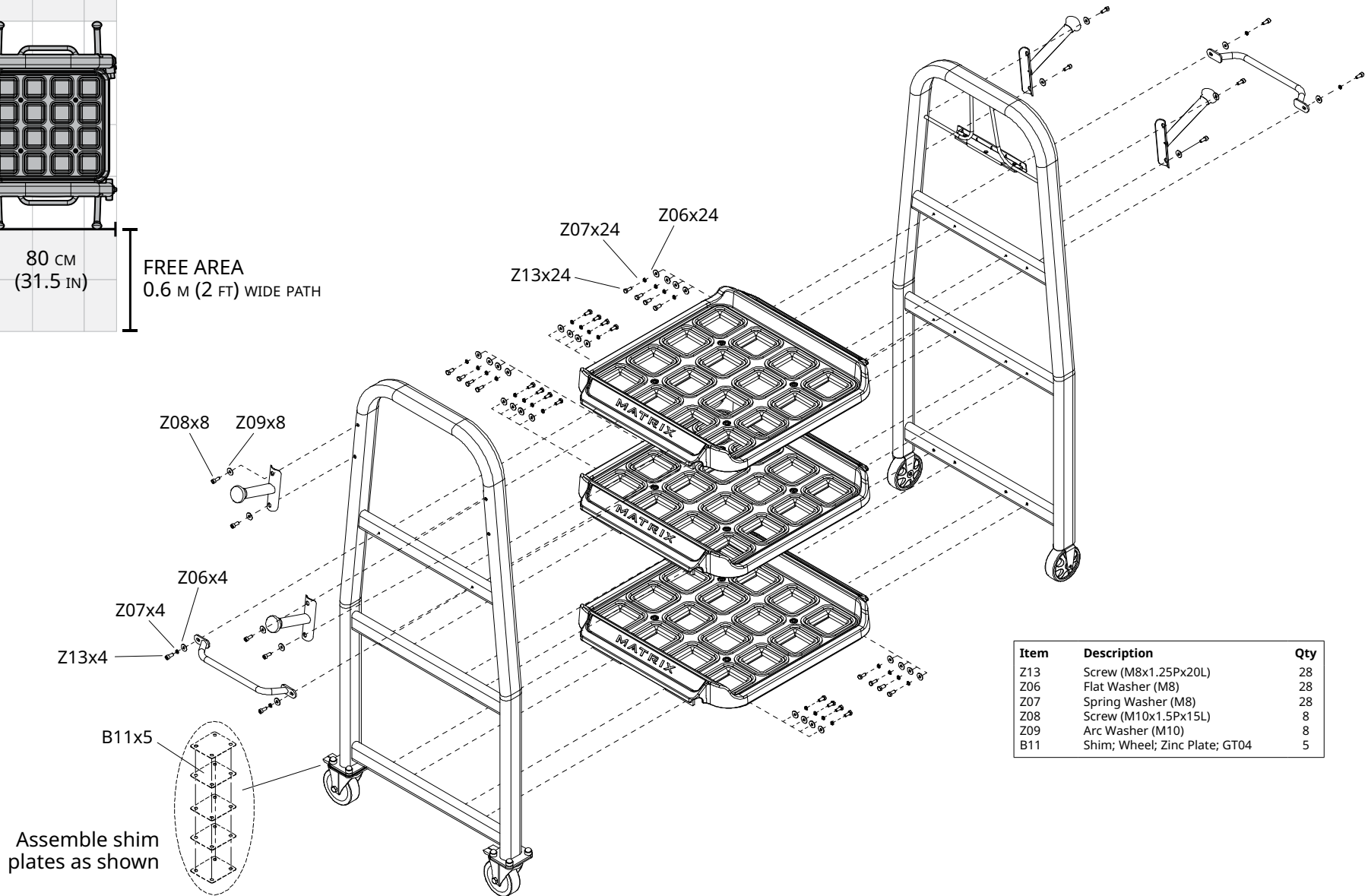
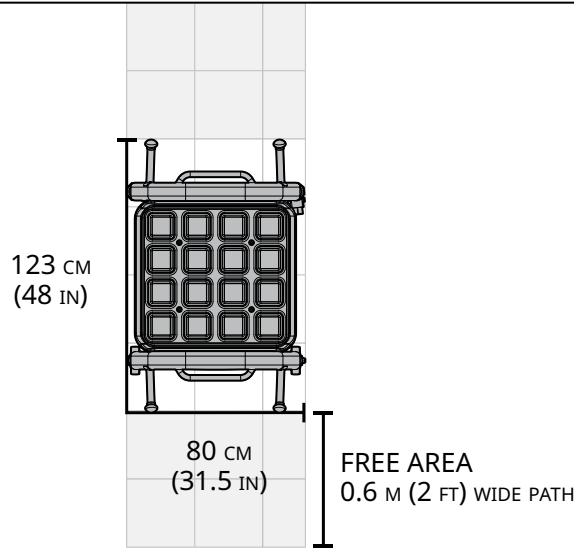
Assemble shim plates as shown

B11x5

Z07x16  
Z06x16  
Z13x16



Item	Description	Qty
Z13	Screw (M8x1.25Px20L)	16
Z06	Flat Washer (M8)	16
Z07	Spring Washer (M8)	16
B11	Shim; Wheel; Zinc Plate; GT04	5



Item	Description	Qty
Z13	Screw (M8x1.25Px20L)	28
Z06	Flat Washer (M8)	28
Z07	Spring Washer (M8)	28
Z08	Screw (M10x1.5Px15L)	8
Z09	Arc Washer (M10)	8
B11	Shim; Wheel; Zinc Plate; GT04	5

# MATRIX