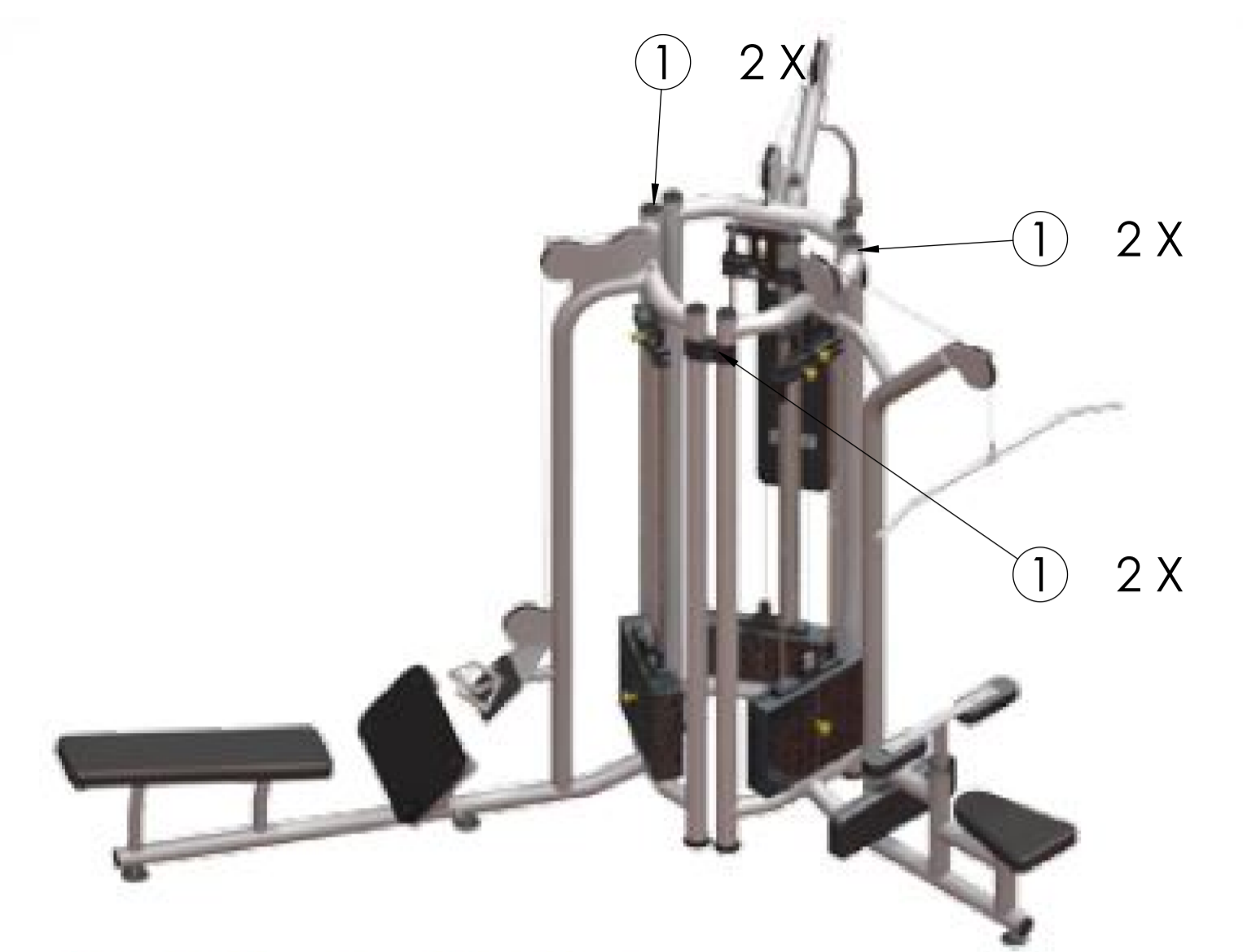


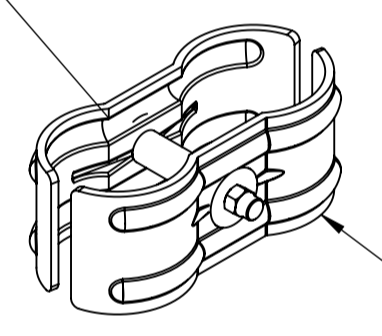
TWO STACK



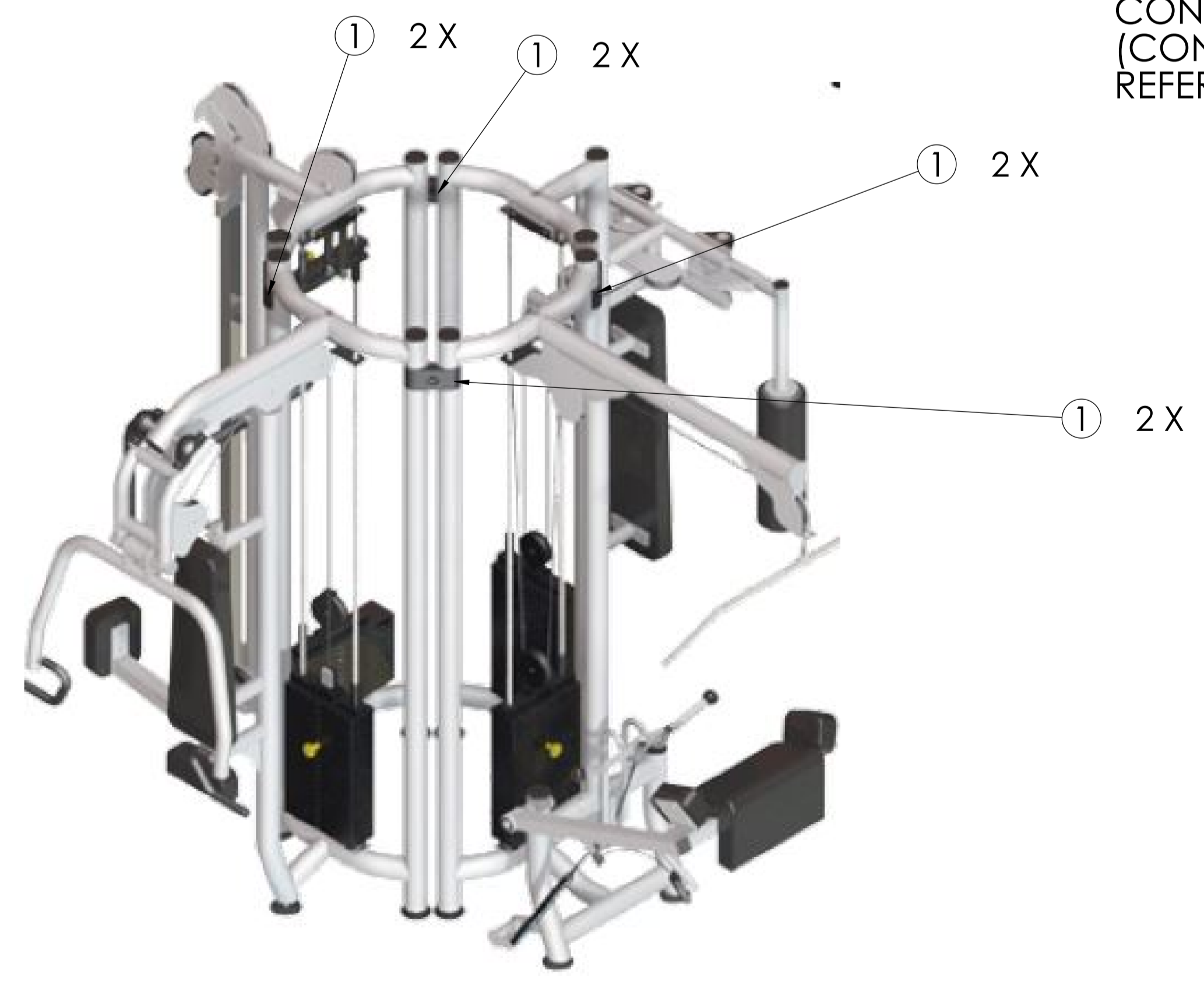
TWO STACK




THREE STACK



EXPLODED VIEW SHOWN ON SHEET 1
 NOTE: QUANTITY REQUIRED FOR EACH CONFIGURATION WILL VARY
 (CONFIGURATIONS SHOWN ARE FOR REFERENCE ONLY)



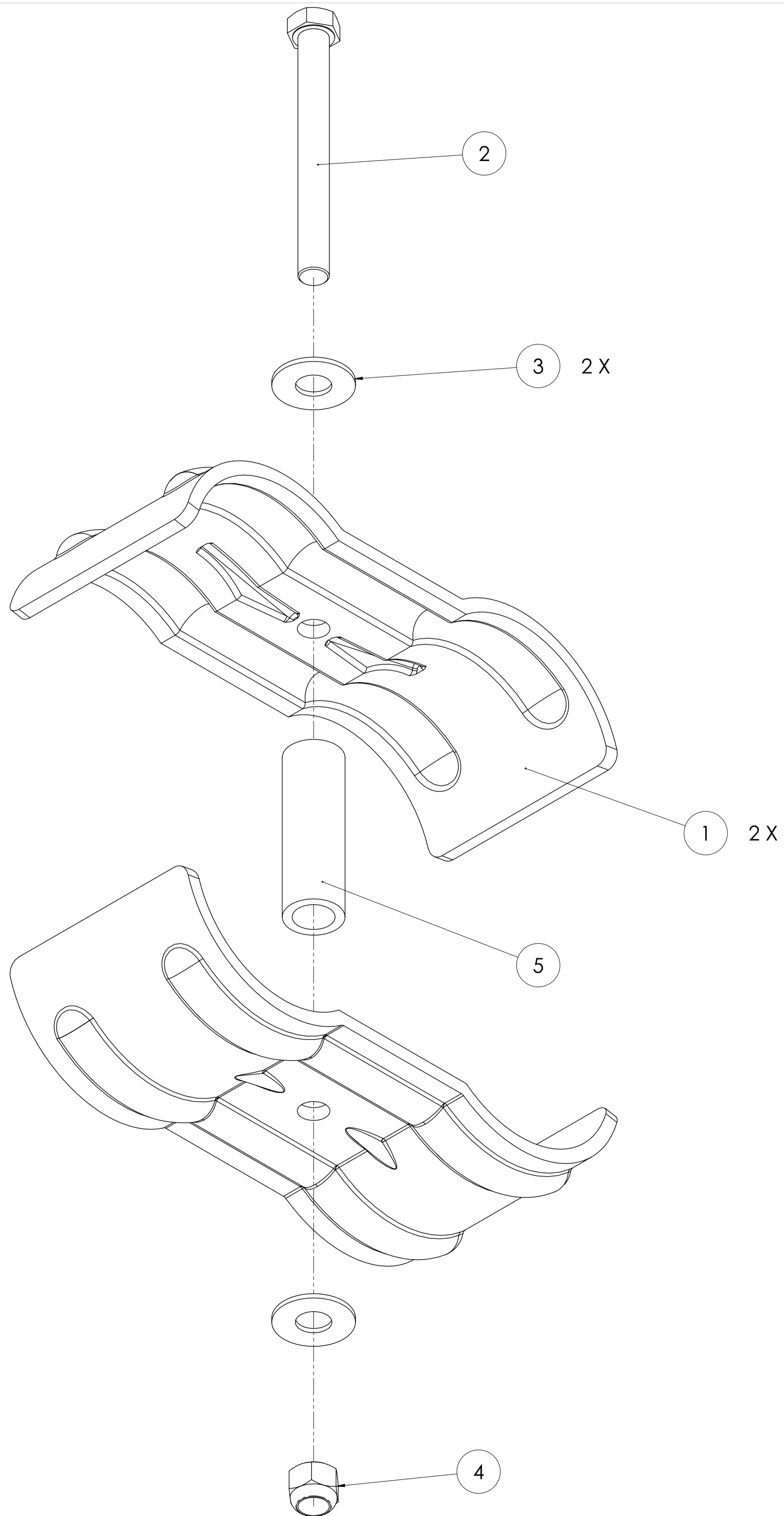
FOUR STACK



SIX STACK

MATRIX

DWG NO.	160-257 SERVICE	
DESCRIPTION:	COUPLER(CONFIGURATIONS) (Strength - Multi Station)	
DRAWN BY:	LMB	DATE: 2016.JAN.14
UPDATED BY:		DATE:



MATRIX

DWG NO.

160-257 SERVICE

DESCRIPTION:

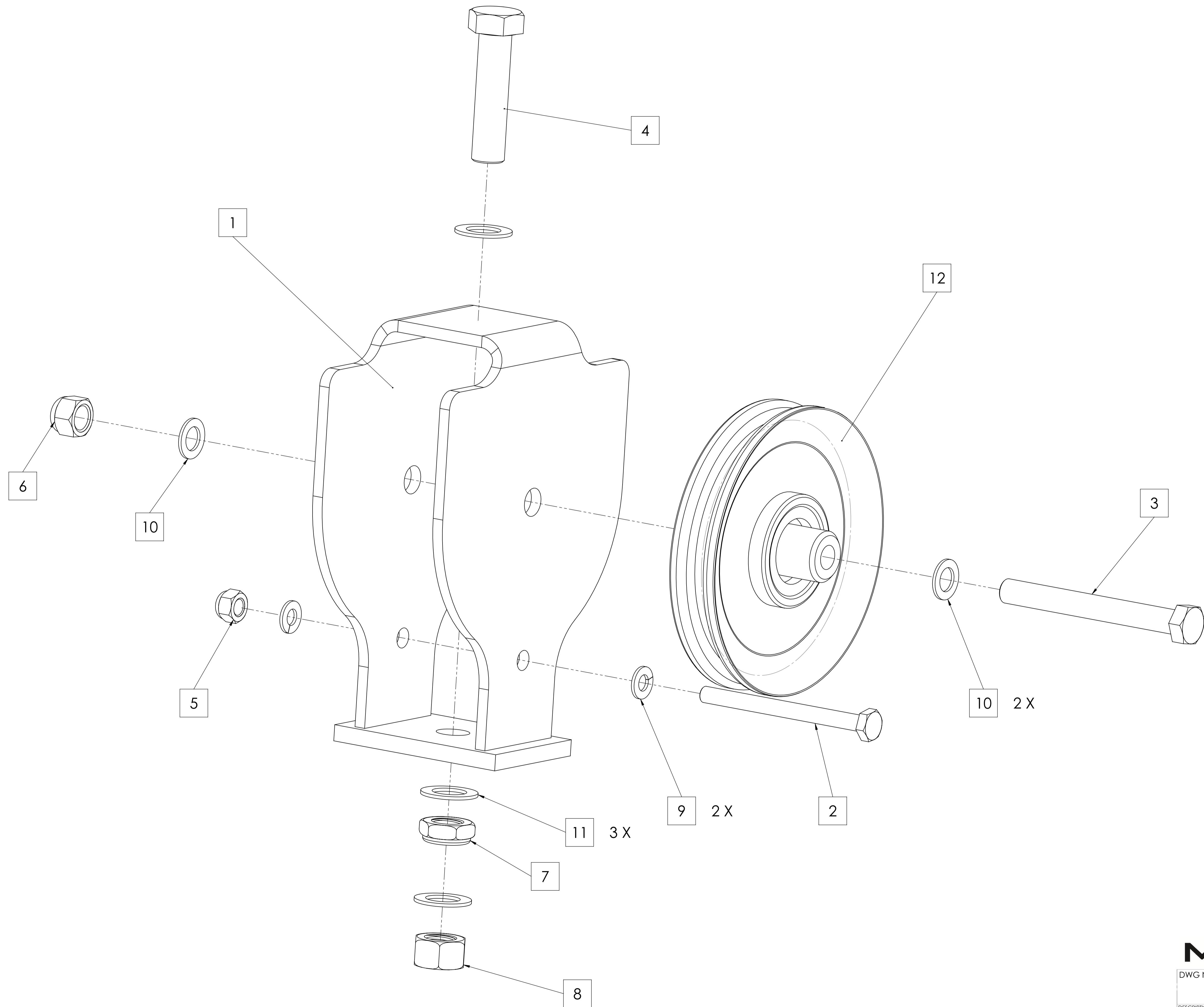
900 SERIES TOWER CLAMP (SINGLE)
(Strength - Multi Station)

DRAWN BY: LMB

DATE: 2016.JAN.14

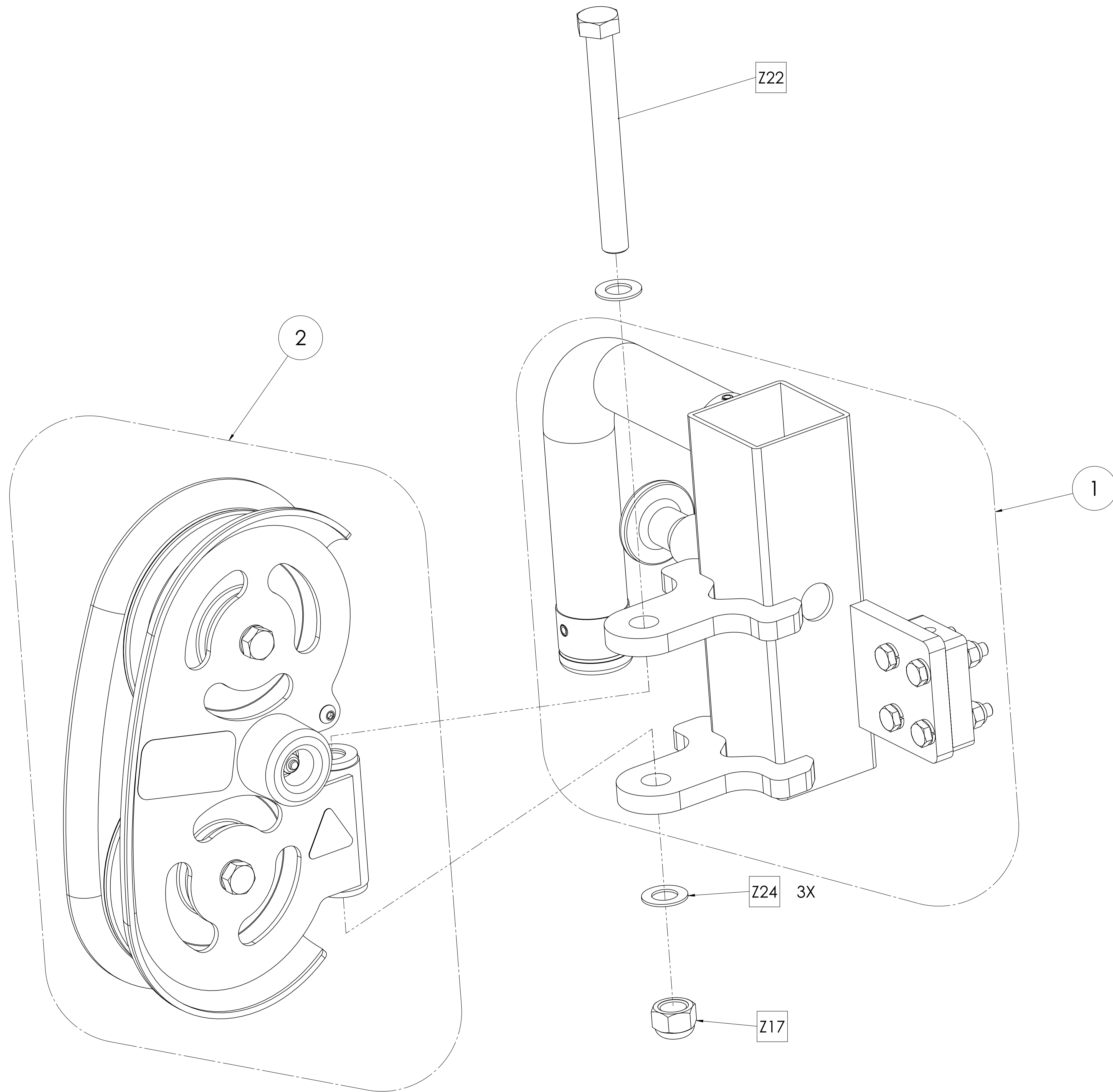
UPDATED BY:

DATE:



MATRIX

DWG NO.		160-865 SERVICE	
DESCRIPTION:		PULLEY;WEIGHT STACK ASSY (Strength)	
DRAWN BY:	LMB	DATE:	2016.MAR.25
UPDATED BY:	--	DATE:	--



MATRIX

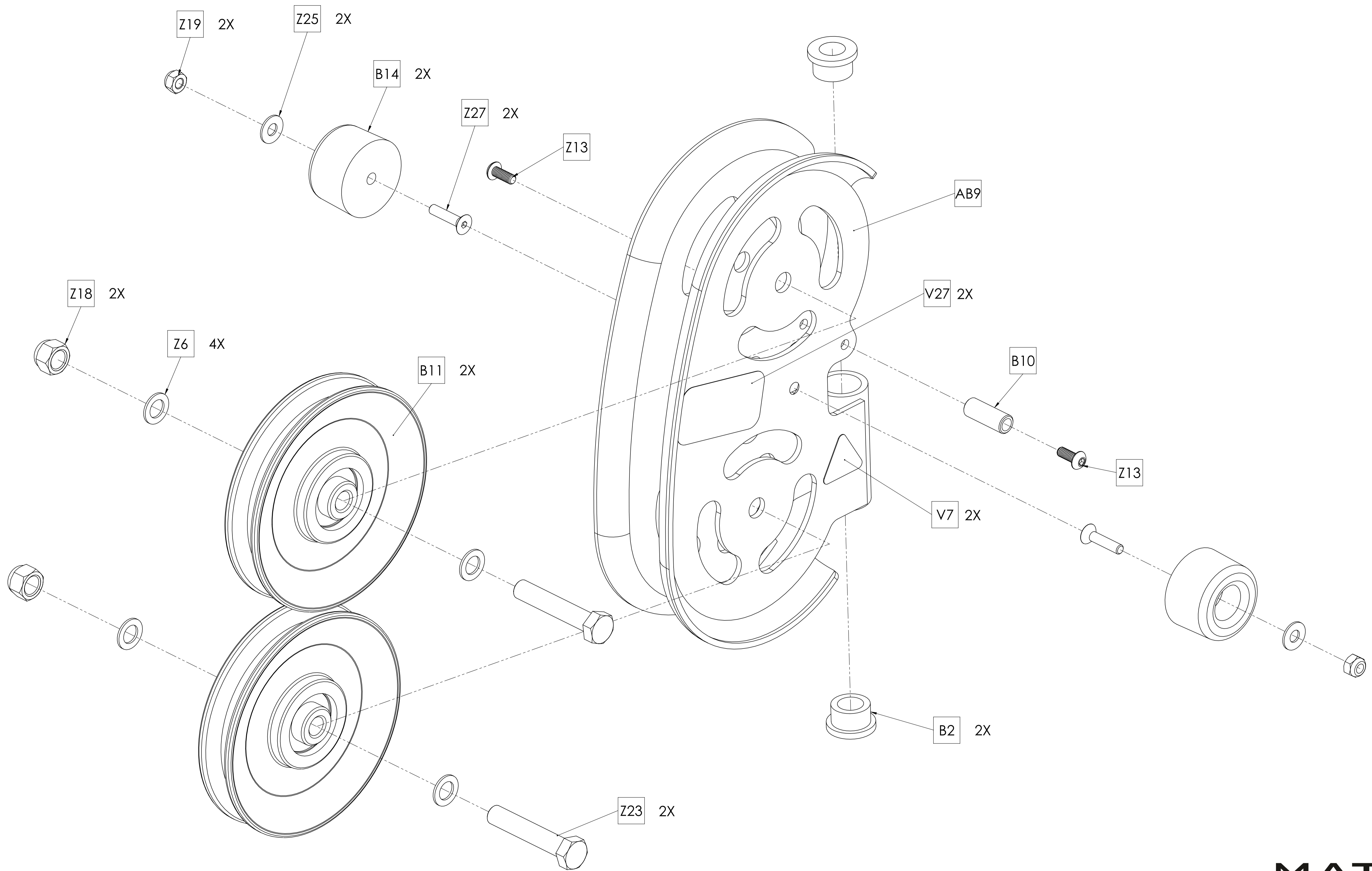
DWG NO.

160-881 SERVICE

DESCRIPTION:
DOUBLE PULLEY;BOOK;FORMED
(Strength)

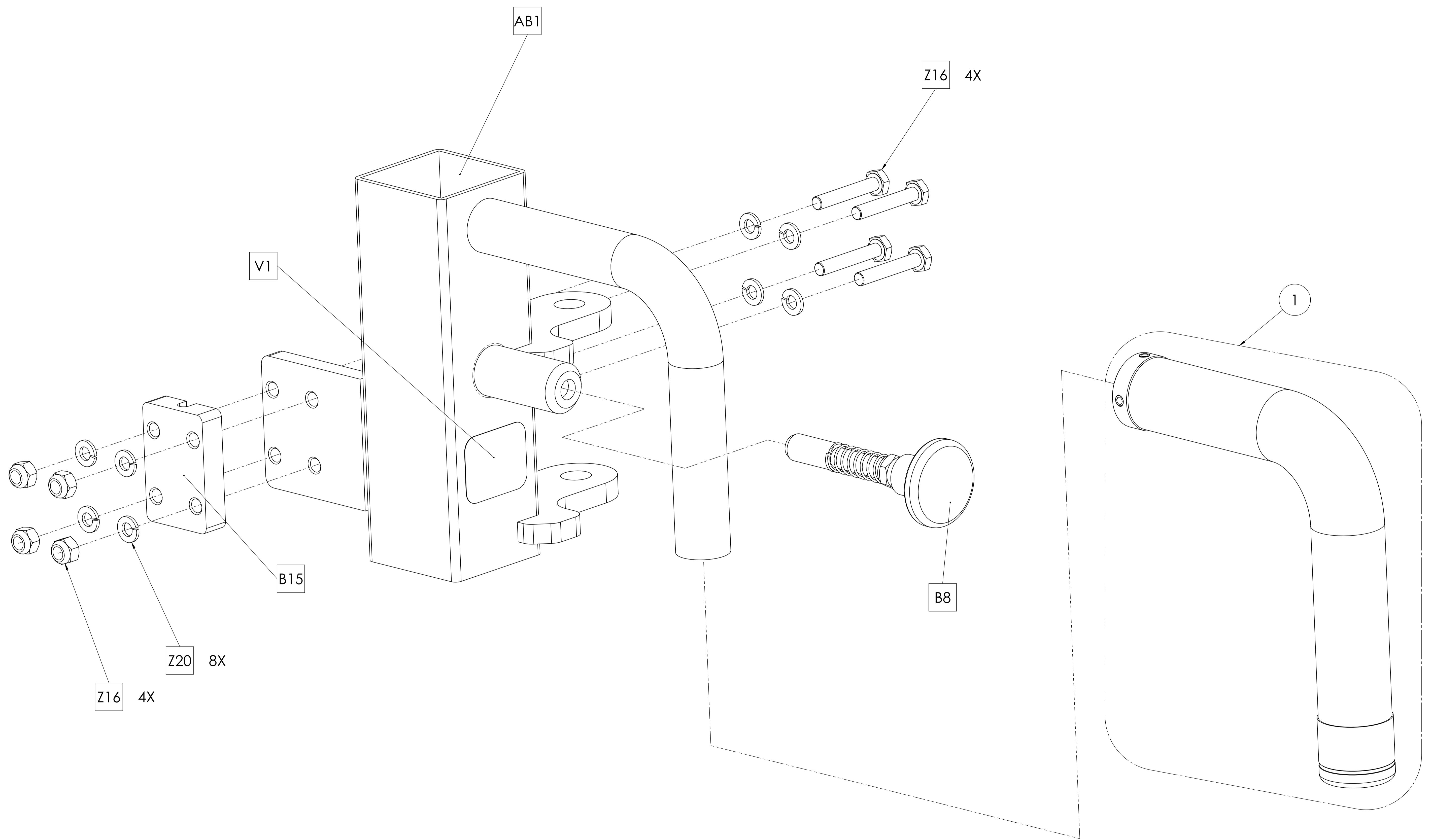
DRAWN BY: LMB DATE: 2016.MAR.25

UPDATED BY: -- DATE: --



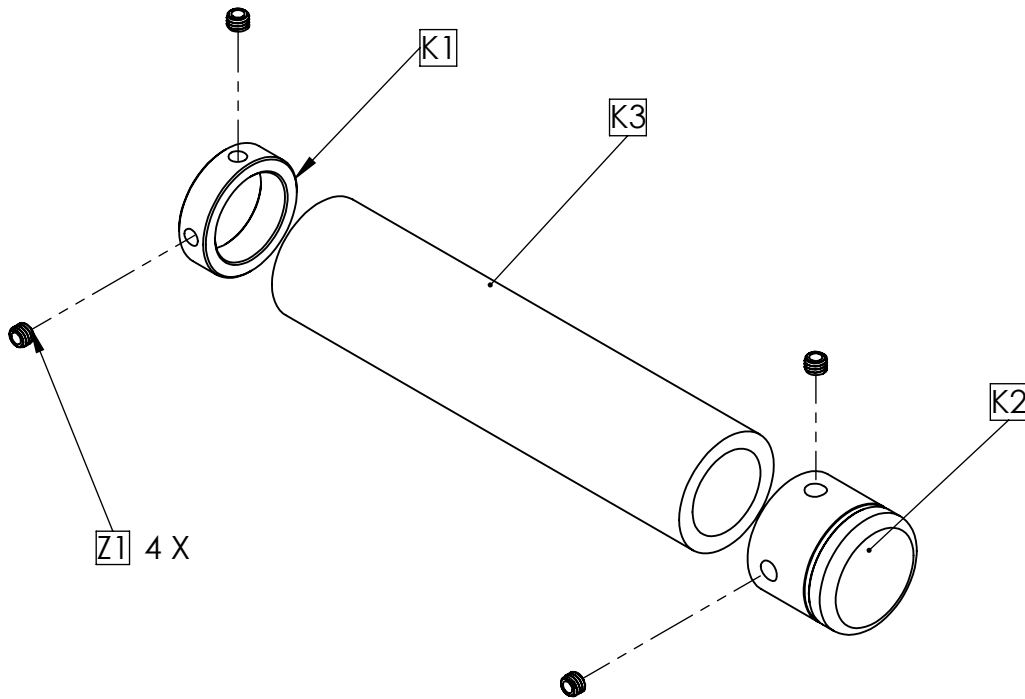
MATRIX

DWG NO.		
161-147 SERVICE		
DESCRIPTION: DOUBLE PULLEY;BOOK;FORMED (Strength)		
DRAWN BY:	LMB	DATE: 2016.MAR.25
UPDATED BY:	--	DATE: --



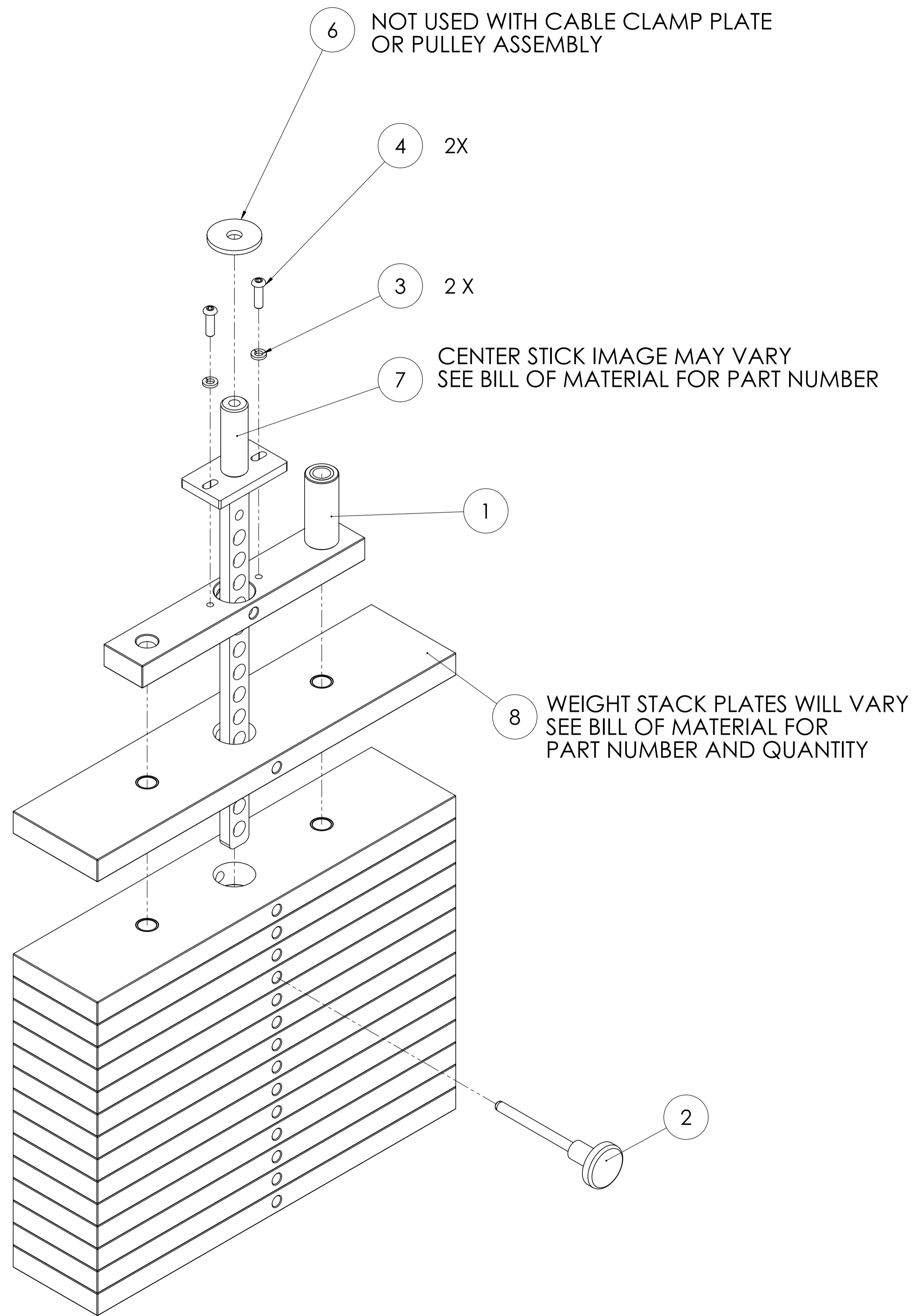
MATRIX

DWG NO.		
161-148 SERVICE		
DESCRIPTION: SLIDE ASSEMBLY; FORMED BOOK (Strength)		
DRAWN BY:	LMB	DATE: 2016.JUL.26
UPDATED BY:	LMB	DATE: 2017.AUG.17

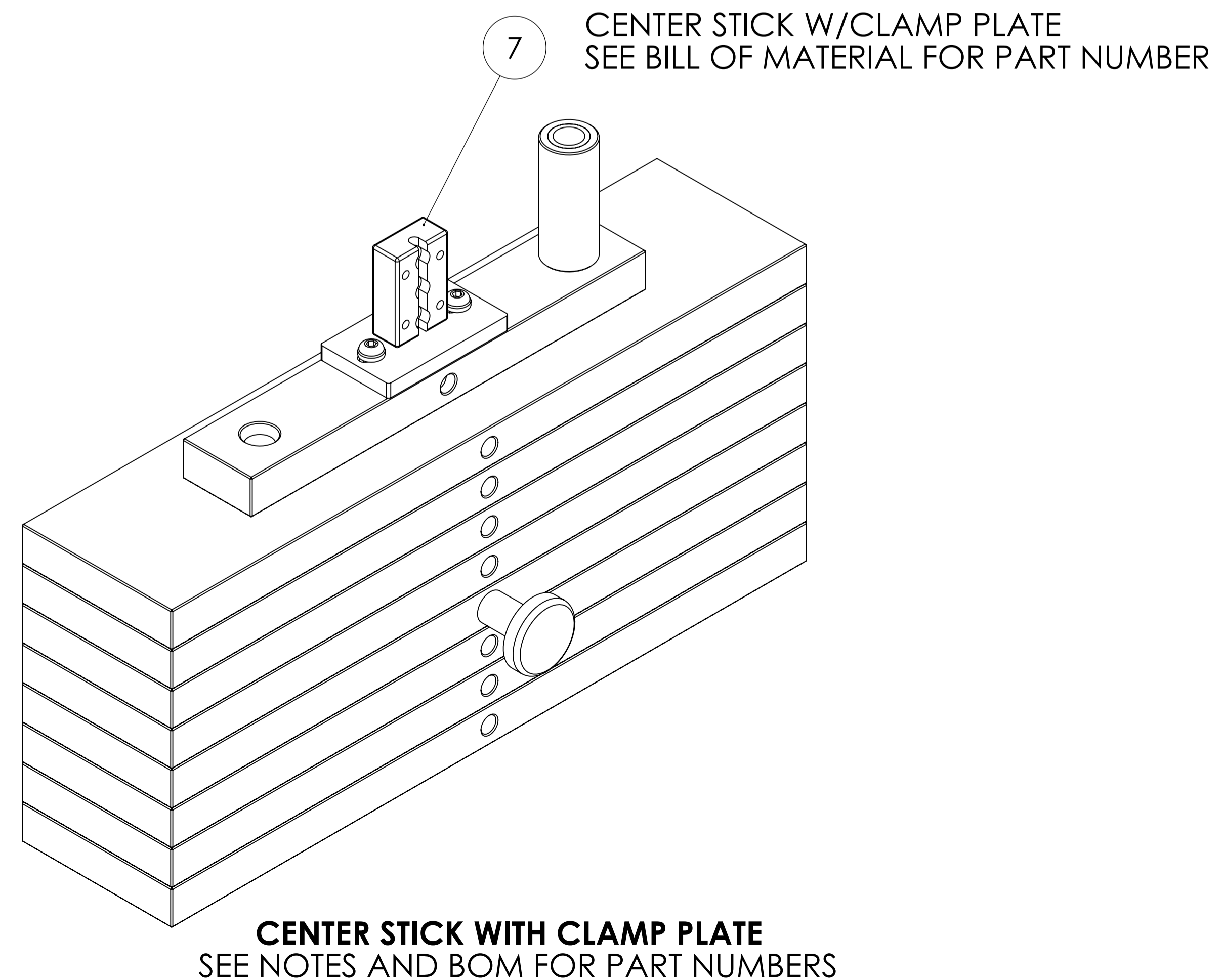
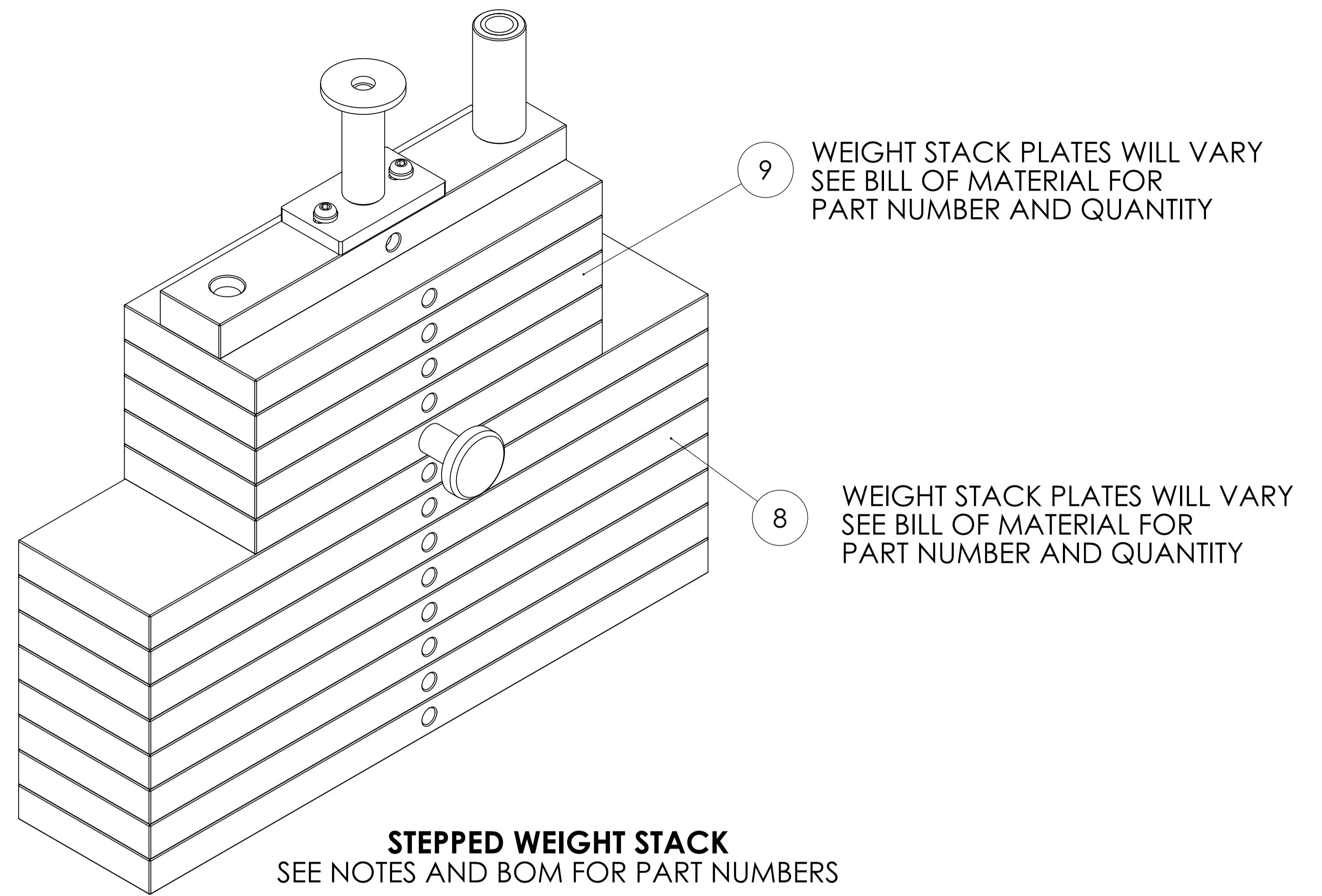


MATRIX

DWG. NO.	KIT1 HAND GRIP	
DESCRIPTION:	HAND GRIP	
DRAWN:	LMB	DATE 13.03.26
UPDATED:	--	DATE --



**CENTER STICK WITH MOUNTING POST
CABLE MOUNTED WITH TAKE UP BOLT OR PULLEY
(SHOWN EXPLODED)
SEE NOTES AND BOM FOR PART NUMBERS**



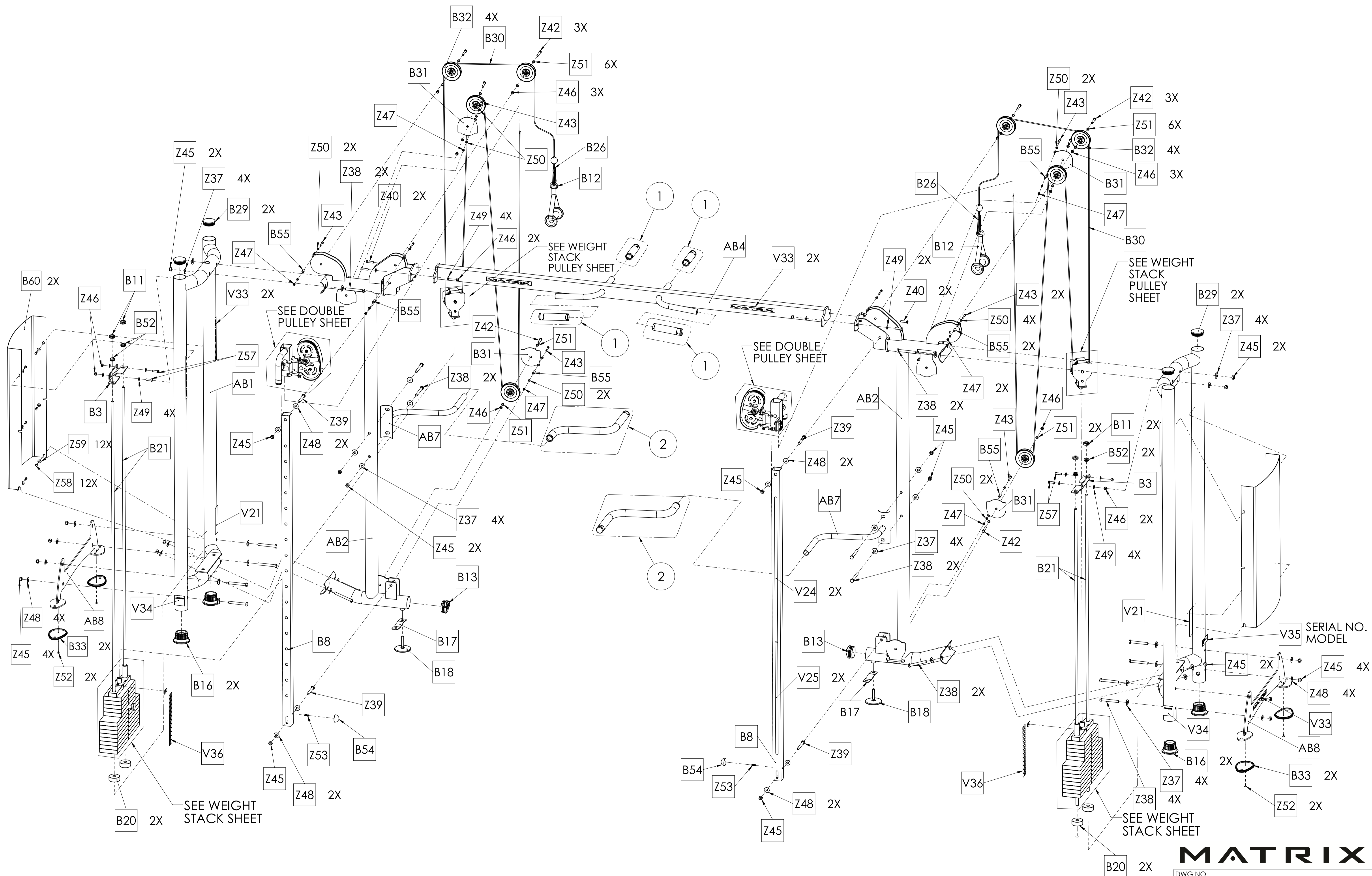
MATRIX

DWG NO.		
_WEIGHT STACK SERVICE		
DESCRIPTION: WEIGHT STACK/CENTERSTICK ASSY (Take Up Bolt, Pulley & Clamp Style)		
DRAWN BY:	LMB	DATE: 2013.OCT.10
UPDATED BY:	LMB	DATE: 2017.DEC.29

Reference #	Part #	Description	Qty	Notes
AB1	1000353447	Frame Set;900 Series;Iced Silver	2	
AB1	1000353448	Frame Set;900 Series;Black Glossy	2	
AB1	1000353449	Frame Set;900 Series;Lace White	2	
AB2	1000393166	Main Frame;User Side;ADA23-04;Iced Silver	2	
AB2	1000393167	Main Frame;User Side;ADA23-04;Black Glossy	2	
AB2	1000393168	Main Frame;User Side;ADA23-04;Lace White	2	
AB4	1000379151	Cross Over Bar Assy;924;Iced Silver	2	
AB4	1000379152	Cross Over Bar Assy;924;Black Glossy	2	
AB4	1000379153	Cross Over Bar Assy;924;Lace White	2	
AB7	1000354032	Pull Up Horn Assy;3";Black Ridge	2	
B3	1000421272	Weight Stack Bracket;900 SRS;	2	
B8	1000323299	2" x 2" TUBE - 79 1/2" (CHROMED)	2	
B11	1000345600	5/8" Single Split Collar	4	
B12	1000312976	HANDLE W-STRAP D-RING (SHORT)	2	
B13	1000310014	End Cap	2	
B16	1000312237	3" FOOT	4	
B17	1000310331	10ga PLASMA - 1 1/2" x 5 1/4"	2	
B18	1000310273	4" FOOT (SHORT)	2	
B20	1000310339	ROUND WEIGHT STACK BUMPER	4	
B21	1000321910	5/8" GUIDE ROD - 76"	4	
B26	1000312893	3/8" SAFETY CLIP	2	
B29	1000312233	3" ROUND END CAP	4	
B30	1000421550	Cable Assy;	2	
B31	1000384971	1/4" Plasma;Pulley Guard;	4	
B52	1000317727	5/8" RUBBER GROMMET	4	
B54	1000404452	HALF-ROUND RUBBER BUMPER HARD	2	
B55	1000310095	1/2" OD x 1/4" ID Plastic Spacer - 1"	8	
V21	1000363760	Decal;Warning;Multi Station;English	2	
V21	1000363766	Decal;Warning;Multi Station;French	2	
V24	1000345333	Decal, Hi-low ROM	2	
V25	1000345334	Decal, Hi Low ROM 17	2	
V30	1000359953	Decal;Warning;Single Station;English	2	
V30	1000364025	Decal;Warning;Single Station;French	2	
V33	1000315894	DECAL MATRIX 11X1 BLK	8	
V34	1000312342	BOLT DOWN WARNING	2	
V35	1000384006	Serial Number Label;4" x 1.5";3M;	1	
V36	1000421523	900 Step Stack Decal	2	
Z37	1000310088	Washer, Curved, 1/2"	24	
Z38	1000312099	HCS 1/2-13 x 4 1/4"	12	
Z39	1000312097	SCREW;HH;.500-13 x 3.75;ZN;	4	
Z40	1000308437	SCREW;HH;.375-16 x 1.50;ZN;	4	
Z41	1000311963	SCREW;HH;.375-16 x 1.25;ZN;	4	
Z42	1000309851	HCS 3/8-16 x 2 1/4" - ZINC	8	
Z43	1000310097	SCREW;HH;.250-20 x 2.00;ZN;	8	
Z45	1000312161	NUT;NLK;.500-13;ZN	16	
Z46	1000308428	3/8" NUT	16	


Z47	1000309854	1/4" NYLON JAM NUT	8	
Z48	1000312700	7/16" FLAT WASHER	8	
Z49	1000308436	WASHER;FLT;USS;Φ0.344XΦ0.875X.063;ZN;	16	
Z50	1000310096	1/4" SPLIT LOCK WASHER	16	
Z51	1000309858	Machine Bushing 3/8 ID x 5/8OD 18ga Zinc	16	
Z53	1000308442	SCREW;SET; .3125-18 X 1.00;SS	2	
Coupler Set	1000344108	900 Series Coupler Kit;Metal	2	
Coupler 1	1000337789	連接片;;;SPHC;186x76.2x23.4x4.76T;;	2	
Coupler 2	1000314246	SCREW;HH;.375-16 x 3.50;ZN;	1	
Coupler 3	1000308444	WASHER;FLT;USS;Φ0.406XΦ1.000X.063;ZN;	2	
Coupler 4	1000308428	3/8" NUT	1	
Coupler 5	1000342964	Pipe;3/4" OD x 1/2" ID;w/ Zinc Coating;	1	
Weight Stack Set	1000421548	Weight Stack Assy;Stepped;#230;	2	
Weight Stack 1	1000310334	6000 TOP PLATE	1	
Weight Stack 2	1000310343	Orange SELECTOR PIN w/ 6 1/2" CORD	1	
Weight Stack 3	1000312817	5/16" SPLIT LOCK WASHER	2	
Weight Stack 4	1000312127	BHS 5/16" - 1"	2	
Weight Stack 6	1000359722	2" OD x .562 ID x .187 F/W Zinc	1	
Weight Stack 7	1000421549	Center Stick;14";CR125;	1	
Weight Stack 8	1000321944	WEIGHT PLATE 20# W_BUSHINGS 18.4 X 4.3X 1	8	
Weight Stack 9	1000312880	CAST IRON	5	
Single Pulley Set	1000386596	WEIGHT STACK PULLEY ASSEMBY	2	
Single Pulley 1	1000406013	Weldment; Head Plate Pulley;Black Ridge	1	
Single Pulley 2	1000386597	Screw;HH;.250-20 x 3;ZN;	1	
Single Pulley 3	1000312876	SCREW;HH;.375-16 x 3.25;ZN;	1	
Single Pulley 4	1000310019	SCREW;HH;.500-13 x 2.00;ZN;	1	
Single Pulley 5	1000309854	1/4" NYLON JAM NUT	1	
Single Pulley 6	1000308428	3/8" NUT	1	
Single Pulley 7	1000309846	1/2" JAM NUT	1	
Single Pulley 8	1000312159	1/2 - 13 NUT	1	
Single Pulley 9	1000310096	1/4" SPLIT LOCK WASHER	2	
Single Pulley 10	1000309858	Machine Bushing 3/8 ID x 5/8OD 18ga Zinc	2	
Single Pulley 11	1000309847	Machine Bushing 1/2" ID X 7/8" OD 18GA	3	
Single Pulley 12	1000312236	Handle Assy	1	
Double Pulley Set	1000388323	Double Pulley Set w/ Grip;900 Series;	2	
DP AB9	1000346398	Weldment;Swivel Pulley;	1	
DP B2	1000312298	1/2" BRASS BUSHING	2	
DP B10	1000353677	Nylon Sleeve;Tapped;	1	
DP B11	1000347532	4.5" Pulley for Rope / Cable	2	
DP B14	1000350424	Bumper	2	
DP V27	1000376099	警告貼標;重端;;;PVC;;英文;GM106	2	
DP V7	1000308473	Decal, warning Hand Pinch	2	
DP Z13	1000353678	Screw;BH;10-32x5"	2	
DP Z18	1000308428	3/8" NUT	2	
DP Z19	1000350425	Nut;10/32"	2	
DP Z23	1000309871	3/8-16 x 2" BOLT	2	
DP Z25	1000312167	WASHER;FLT;USS;Φ0.203XΦ0.562X.040;ZN;#10	2	

DP Z27	1000350426	Screw;10/32";.875L;	2	
DP Z6	1000309858	Machine Bushing 3/8 ID x 5/8OD 18ga Zinc	1	
DP AB1	1000384885	Cable Adjustment	1	
DP B8	1000308424	SPRING PIN ASSEMBLY	1	
DP B15	1000371229	Block;Cable Clamp;	1	
DP Z16	1000309854	1/4" NYLON JAM NUT	4	
DP Z20	1000310096	1/4" SPLIT LOCK WASHER	8	
DP Z21	1000336429	SCREW;HH;.250-20 x 1.50;ZN;	4	
DP Kit 1	1000318101	HAND GRIP 1.0" 0-12"LONG	1	
DP V1	1000412711	Decal;Warning Pull Pin	1	
DP Z17	1000312161	NUT;NLK;.500-13;ZN	1	
DP Z22	1000310301	SCREW;HH;.500-13 x 4.50;ZN;	1	
DP Z24	1000309847	Machine Bushing 1/2" ID X 7/8" OD 18GA	3	
DP Pulley Housing Set	1000393923	DOUBLE PULLEY;BOOK FORMED	1	
DP Slide Assy	1000393924	SLIDE ASSEMBLY; FORMED BOOK	1	
Kit 1	1000318109	HAND GRIP 1.25 DIA 0-12"LONG	4	
Kit 2	1000318510	HAND GRIP 1.25 DIA 12"+LONG	2	
Kit 1 or 2 K1	1000369933	Tube Collar;25.4MM;	1	
Kit 1 or 2 K2	1000308469	Cap;End Tube;25.4MM ID;	2	
Kit 1 or 2 K3	1000316932	泡棉;把手;;;Φ24x5tx1524L;JHTNA-M;	1	
Kit 1 or 2 Z1	1000309773	Screw;Set;M6 x 1.0P x 5L;BP;POT;	8	



MATRIX

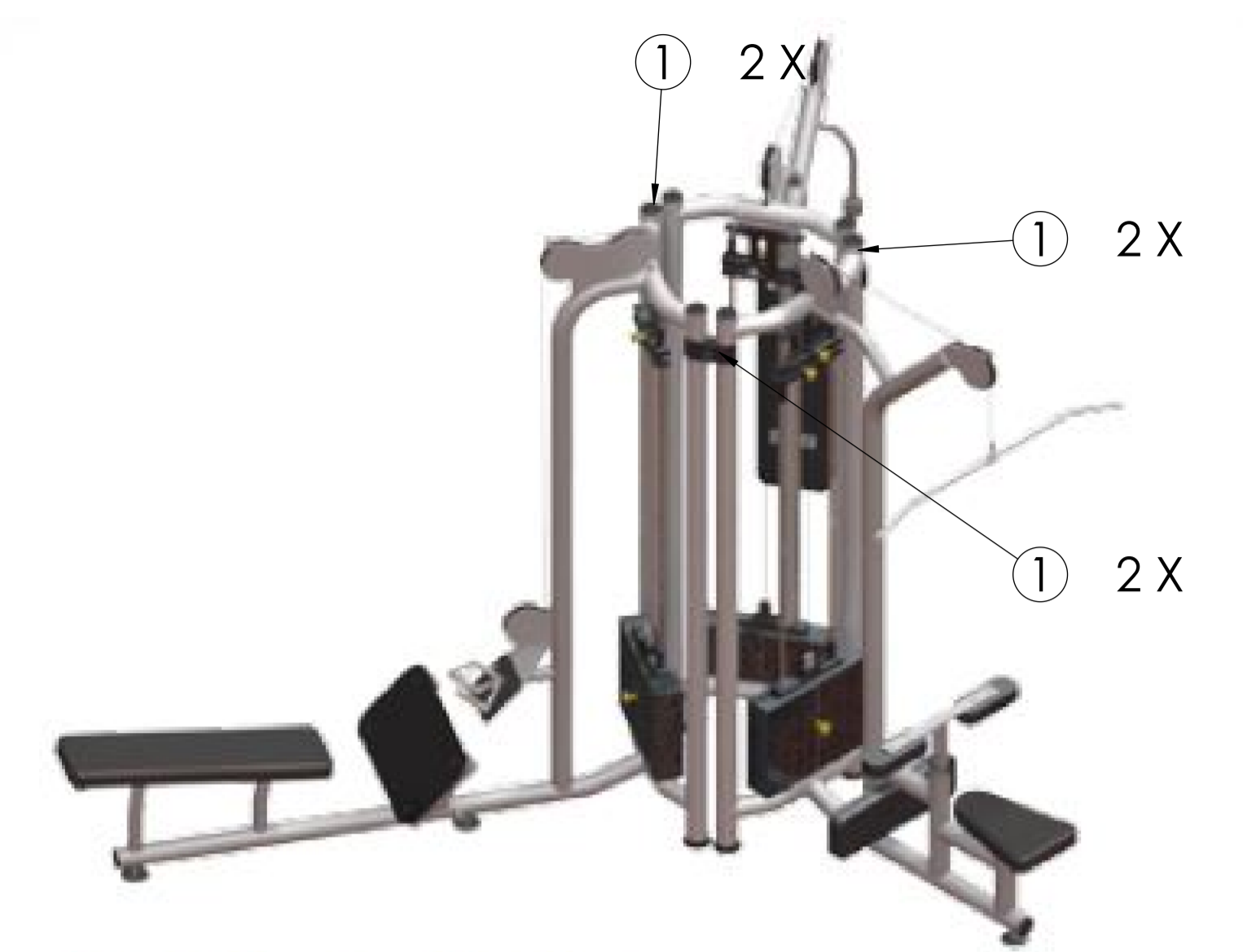
DWG NO.	FS924-06 SERVICE		
DESCRIPTION:	ADJUSTABLE CROSSOVER (Strength - Free Stand Station)		
DRAWN BY:	LMB	DATE:	2018.JAN.16
UPDATED BY:		DATE:	



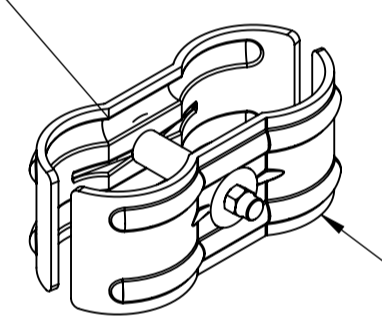
TWO STACK



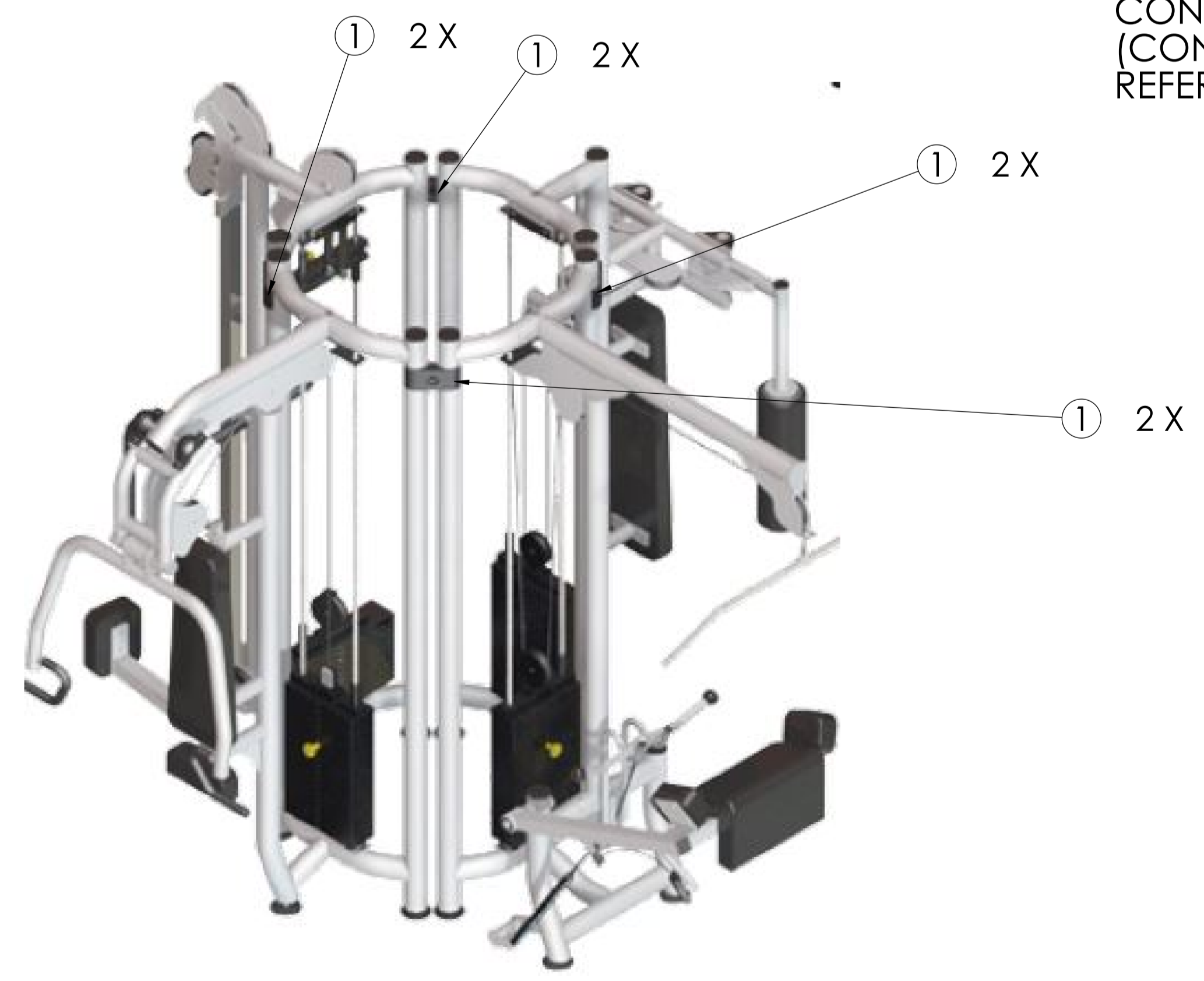
TWO STACK




THREE STACK



EXPLODED VIEW SHOWN ON SHEET 1
 NOTE: QUANTITY REQUIRED FOR EACH CONFIGURATION WILL VARY
 (CONFIGURATIONS SHOWN ARE FOR REFERENCE ONLY)



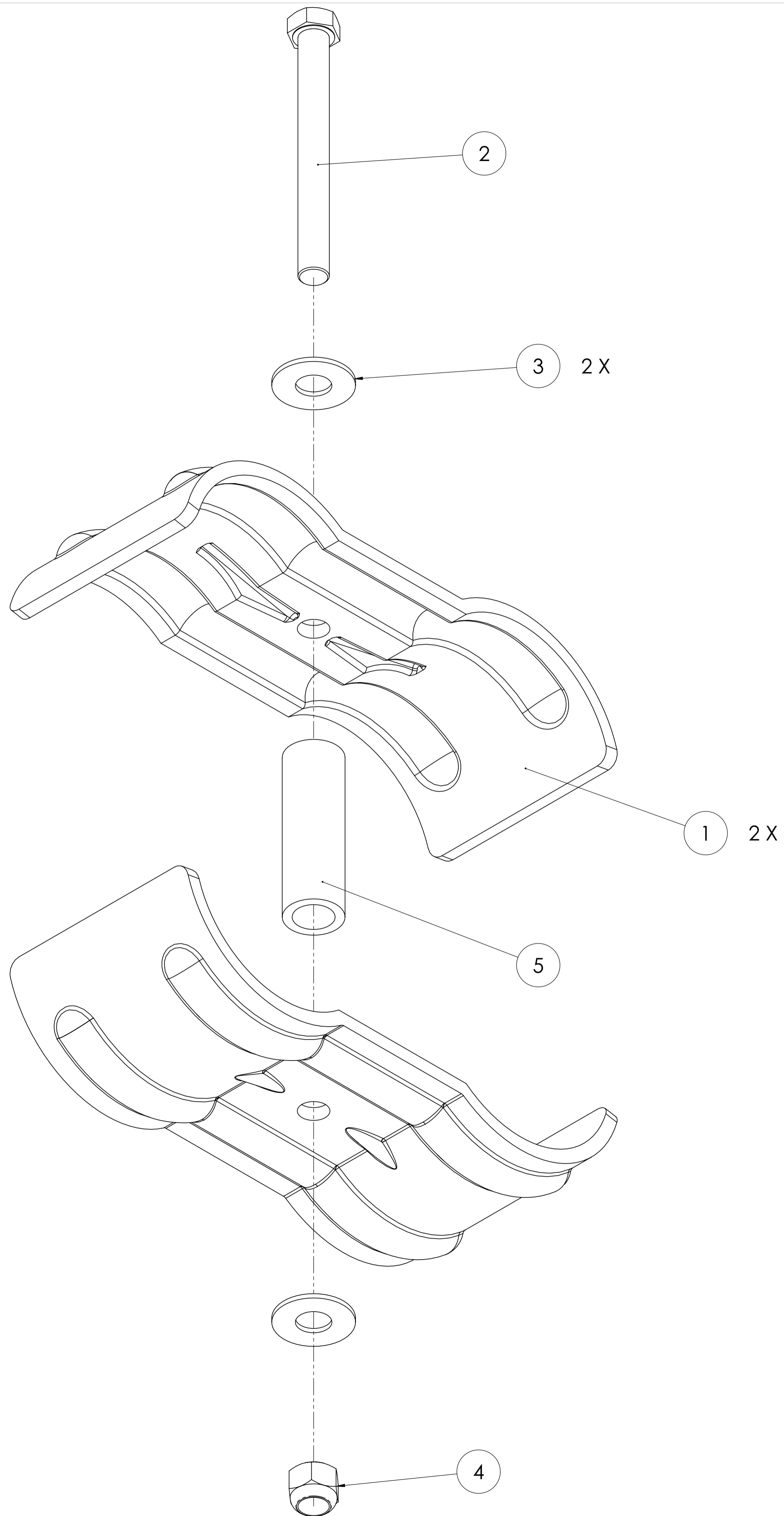
FOUR STACK



SIX STACK

MATRIX

DWG NO.	160-257 SERVICE	
DESCRIPTION:	COUPLER(CONFIGURATIONS) (Strength - Multi Station)	
DRAWN BY:	LMB	DATE: 2016.JAN.14
UPDATED BY:		DATE:



MATRIX

DWG NO.

160-257 SERVICE

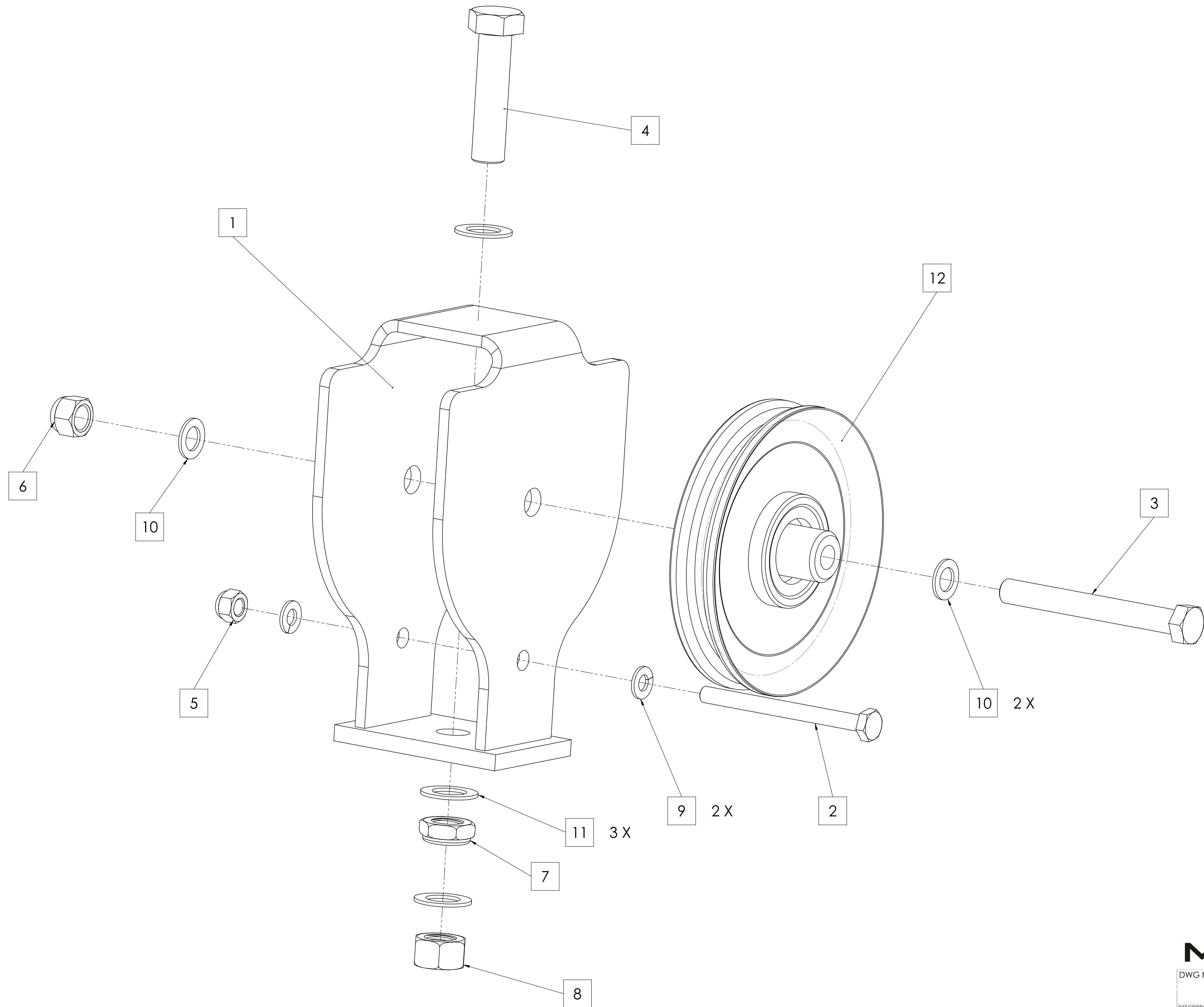
DESCRIPTION:
900 SERIES TOWER CLAMP (SINGLE)
 (Strength - Multi Station)

DRAWN BY: LMB

DATE: 2016.JAN.14

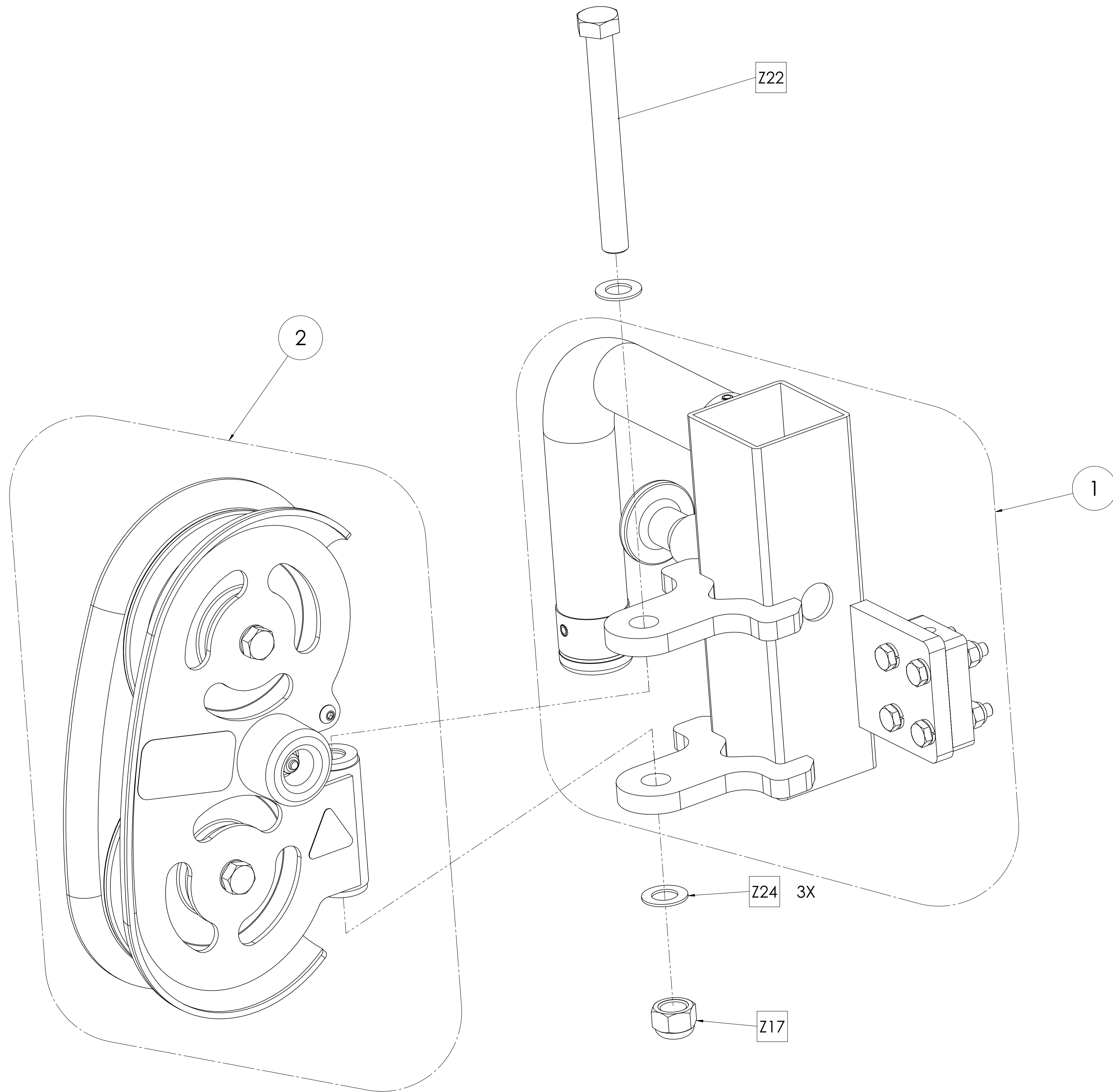
UPDATED BY:

DATE:



MATRIX

DWG NO.		160-865 SERVICE	
DESCRIPTION:		PULLEY;WEIGHT STACK ASSY (Strength)	
DRAWN BY:	LMB	DATE:	2016.MAR.25
UPDATED BY:	--	DATE:	--



MATRIX

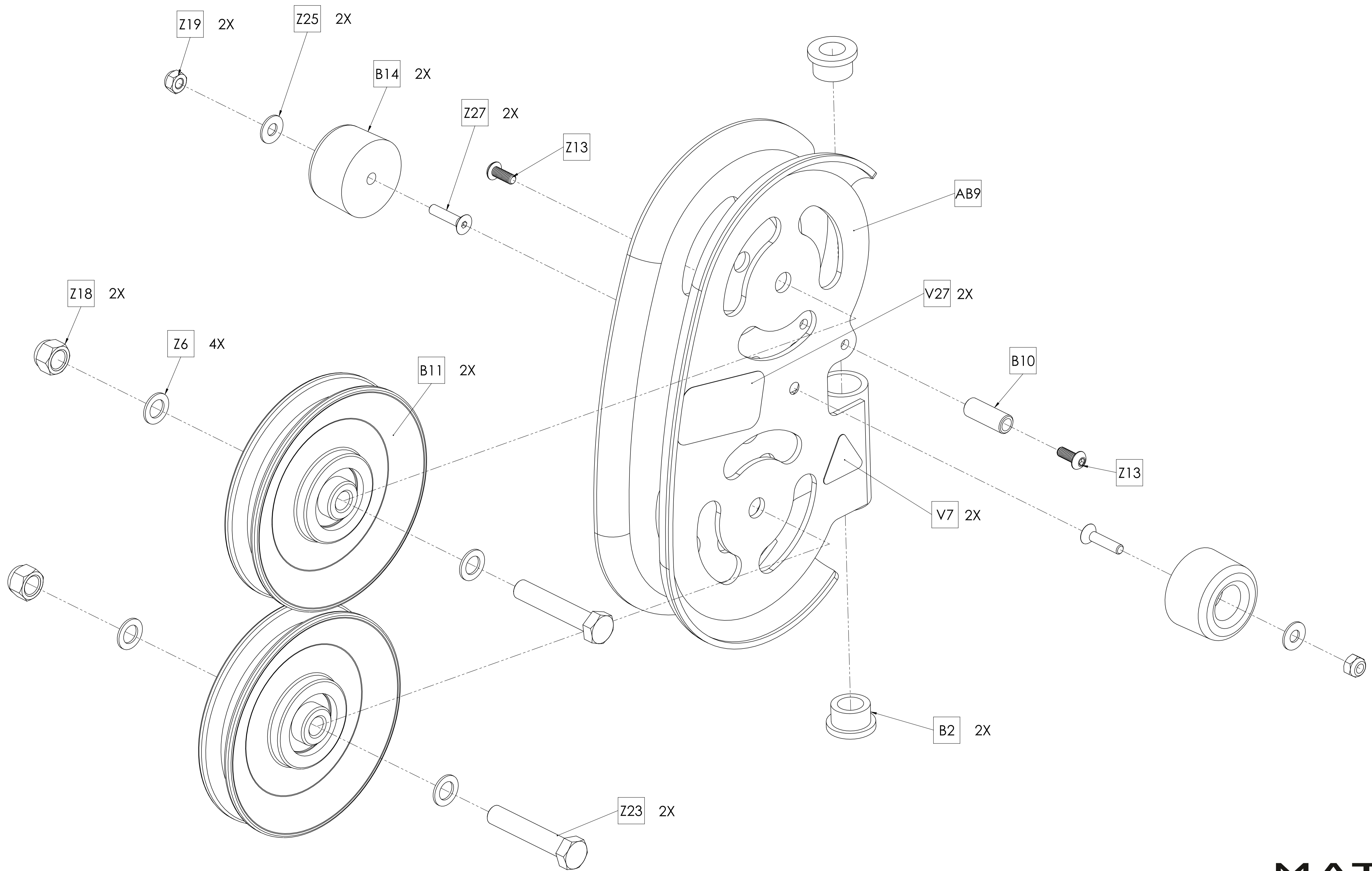
DWG NO.

160-881 SERVICE

DESCRIPTION:
DOUBLE PULLEY;BOOK;FORMED
(Strength)

DRAWN BY: LMB DATE: 2016.MAR.25

UPDATED BY: -- DATE: --



MATRIX

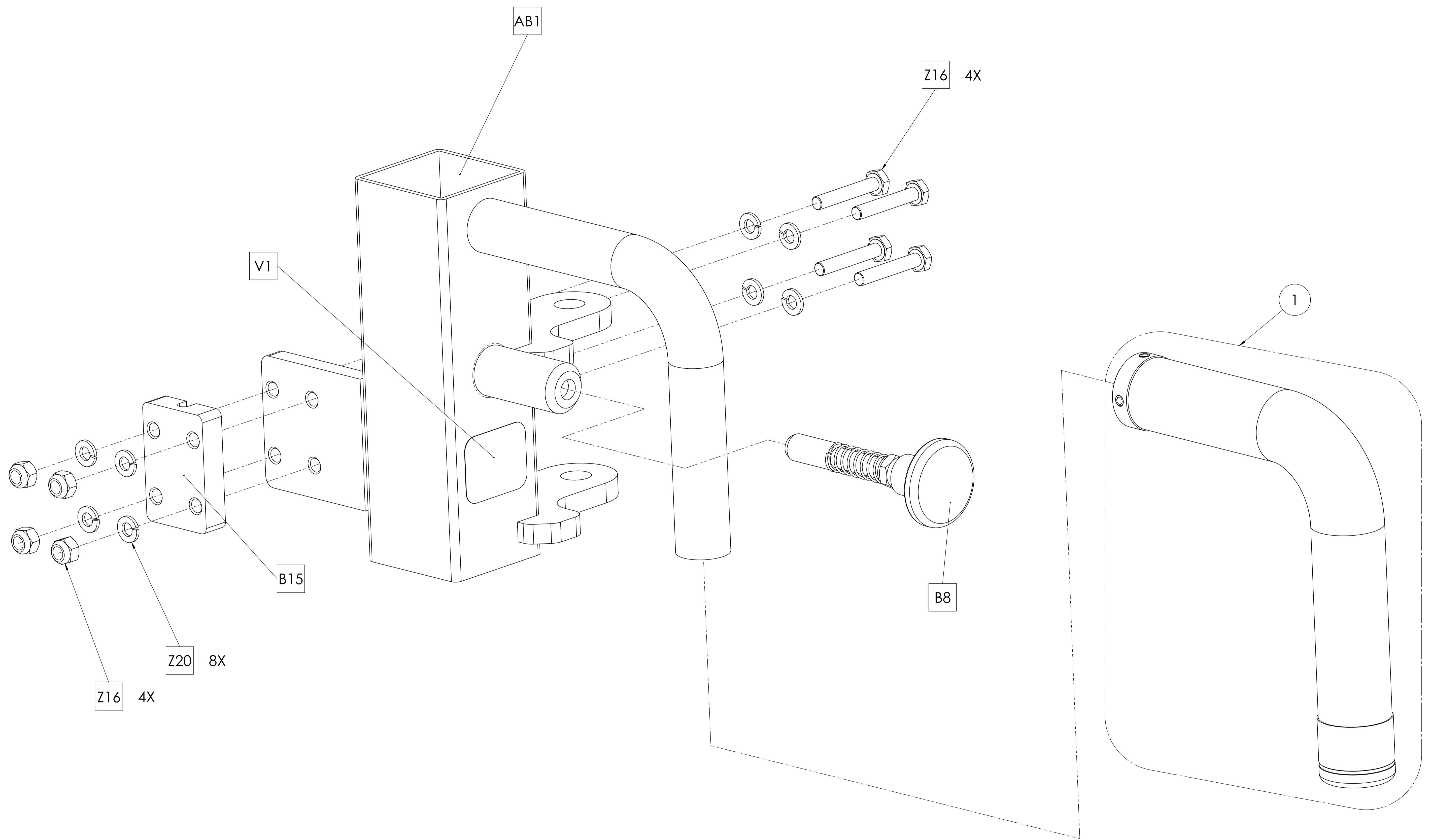
DWG NO.

161-147 SERVICE

DESCRIPTION:
DOUBLE PULLEY;BOOK;FORMED
(Strength)

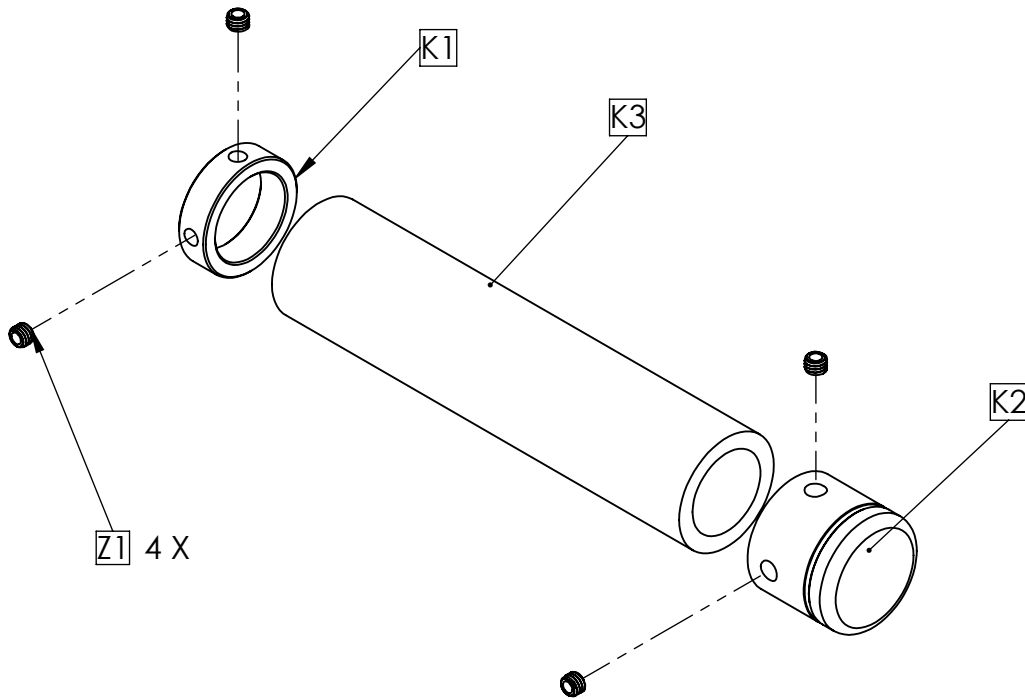
DRAWN BY: LMB DATE: 2016.MAR.25

UPDATED BY: -- DATE: --



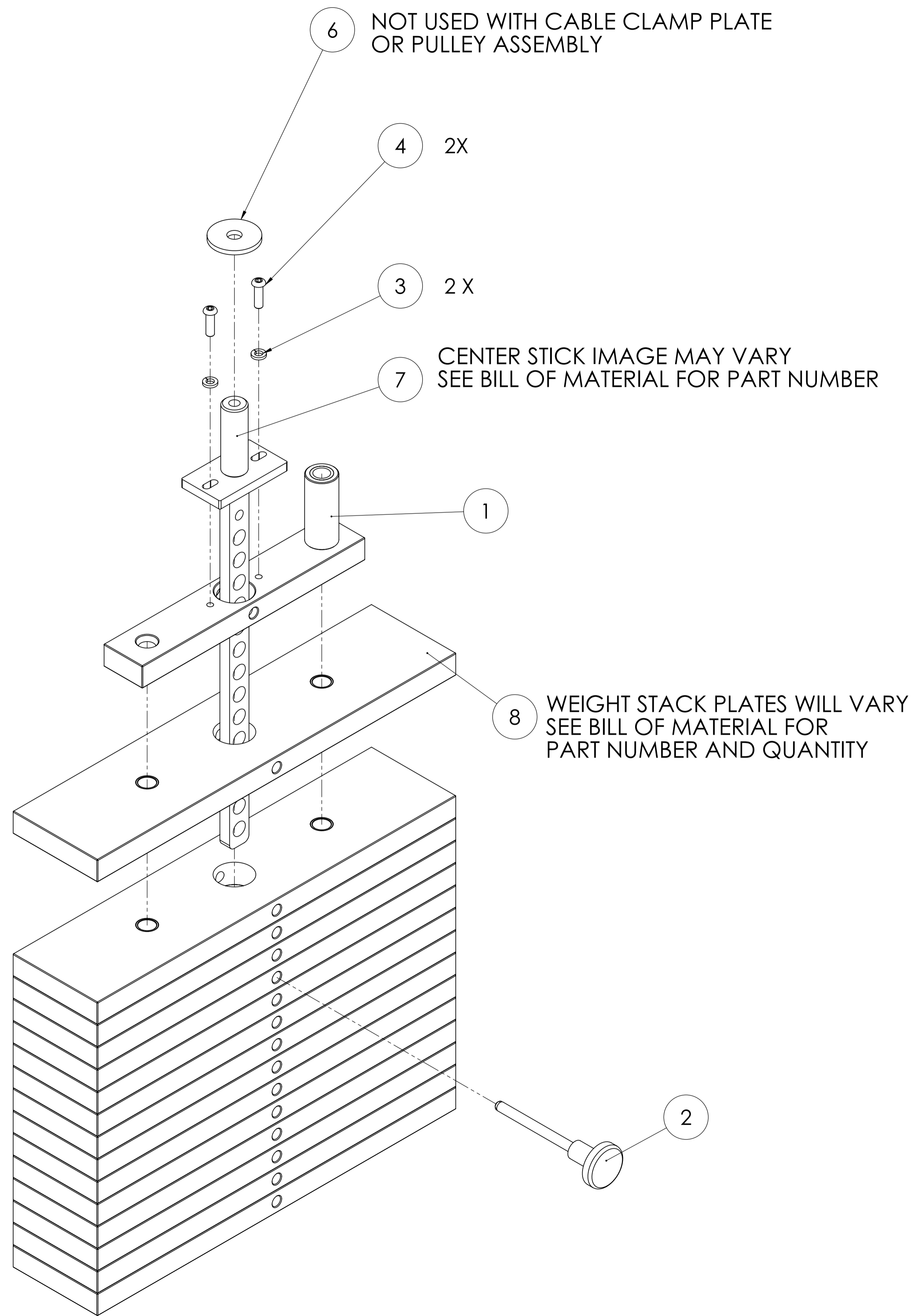
MATRIX

DWG NO.	161-148 SERVICE		
DESCRIPTION:	SLIDE ASSEMBLY; FORMED BOOK (Strength)		
DRAWN BY:	LMB	DATE:	2016.JUL.26
UPDATED BY:	LMB	DATE:	2017.AUG.17

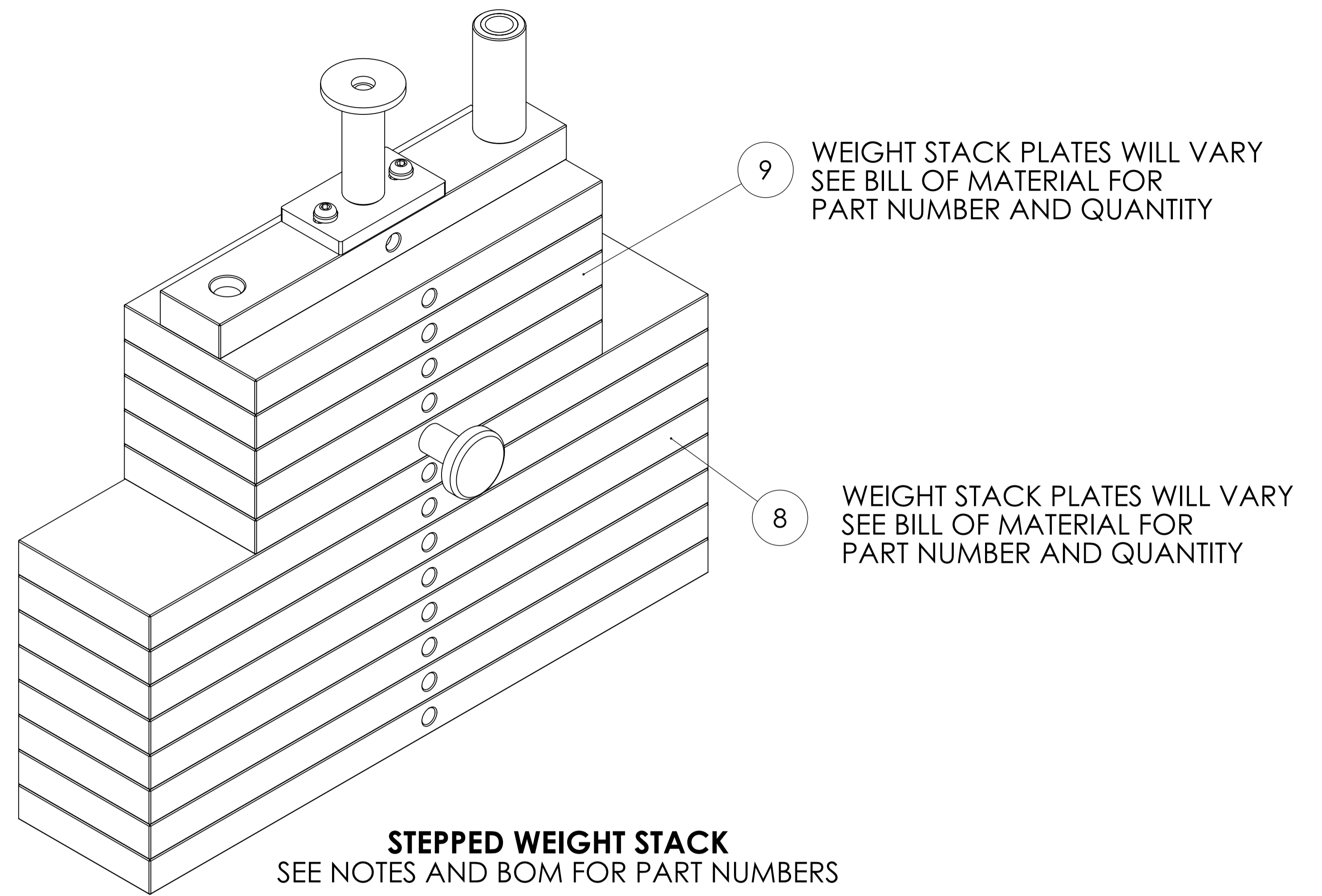


MATRIX

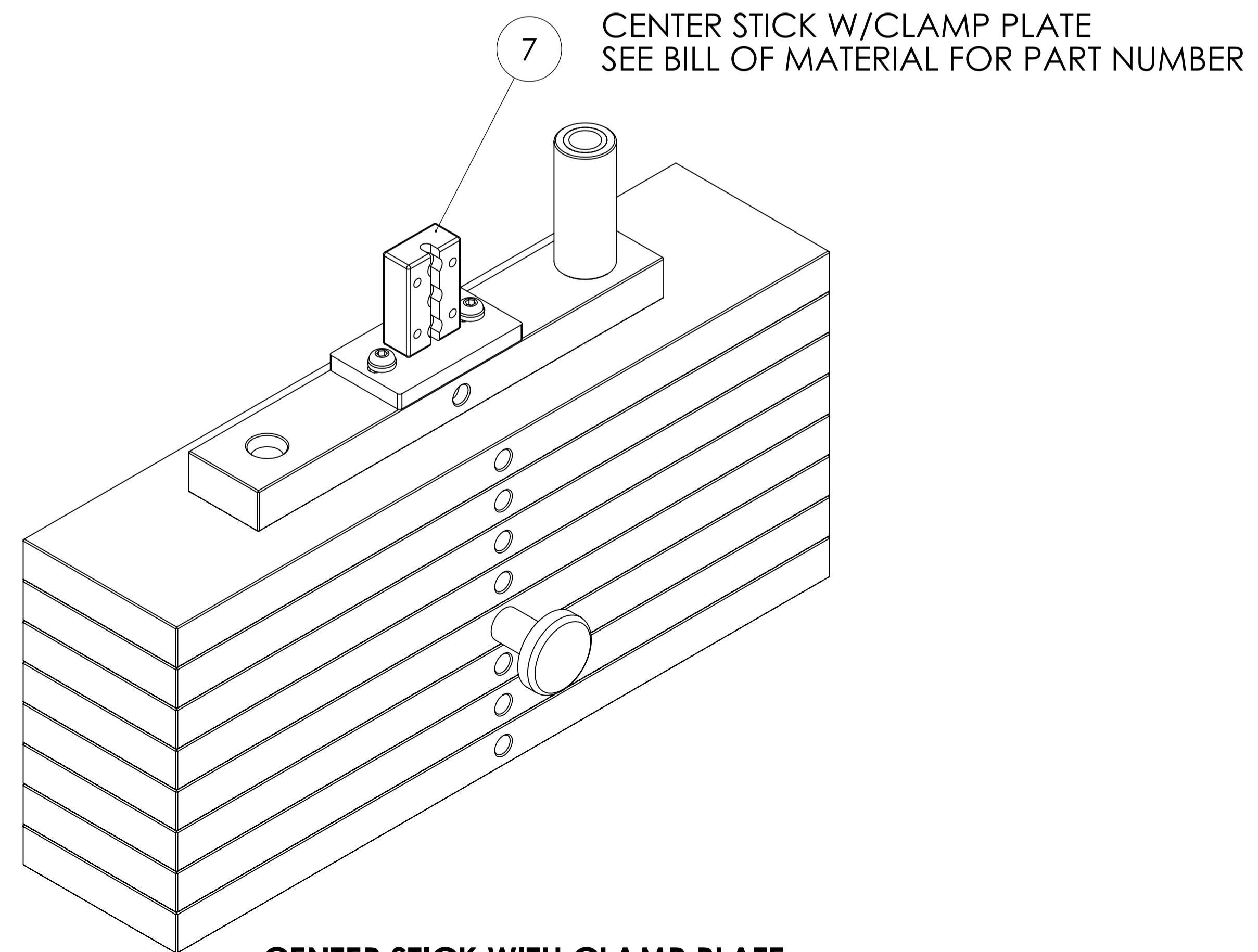
DWG. NO.	KIT1 HAND GRIP	
DESCRIPTION:	HAND GRIP	
DRAWN:	LMB	DATE 13.03.26
UPDATED:	--	DATE --



**CENTER STICK WITH MOUNTING POST
CABLE MOUNTED WITH TAKE UP BOLT OR PULLEY
(SHOWN EXPLODED)
SEE NOTES AND BOM FOR PART NUMBERS**



**STEPPED WEIGHT STACK
SEE NOTES AND BOM FOR PART NUMBERS**



**CENTER STICK WITH CLAMP PLATE
SEE NOTES AND BOM FOR PART NUMBERS**

MATRIX

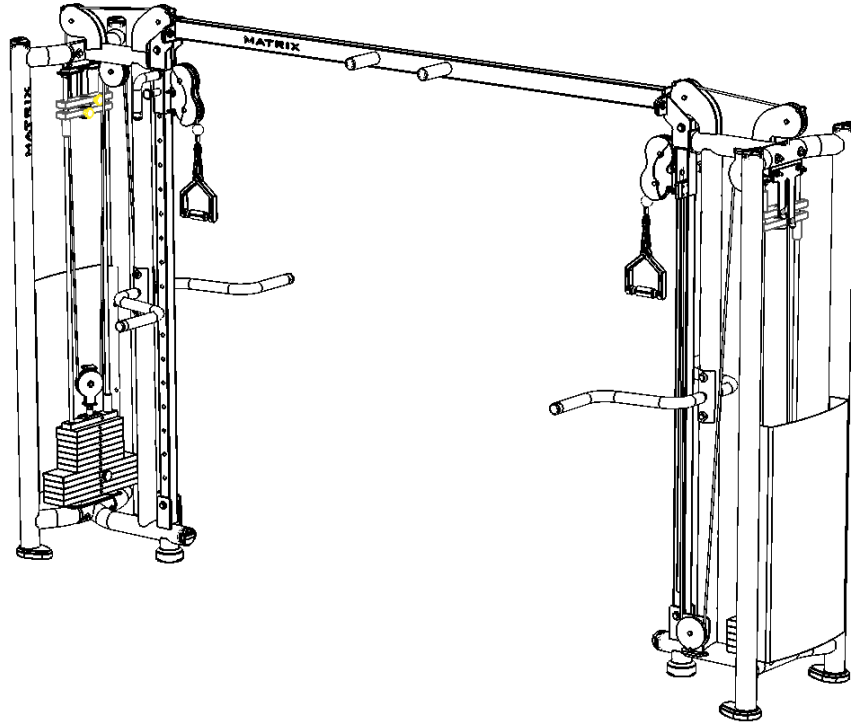
DWG NO.		
_WEIGHT STACK SERVICE		
DESCRIPTION: WEIGHT STACK/CENTERSTICK ASSY (Take Up Bolt, Pulley & Clamp Style)		
DRAWN BY:	LMB	DATE: 2013.OCT.10
UPDATED BY:	LMB	DATE: 2017.DEC.29

Reference #	Part #	Description	Qty	Notes
AB1	1000353447	Frame Set;900 Series;Iced Silver	2	
AB1	1000353448	Frame Set;900 Series;Black Glossy	2	
AB1	1000353449	Frame Set;900 Series;Lace White	2	
AB2	1000393166	Main Frame;User Side;ADA23-04;Iced Silver	2	
AB2	1000393167	Main Frame;User Side;ADA23-04;Black Glossy	2	
AB2	1000393168	Main Frame;User Side;ADA23-04;Lace White	2	
AB4	1000379151	Cross Over Bar Assy;924;Iced Silver	2	
AB4	1000379152	Cross Over Bar Assy;924;Black Glossy	2	
AB4	1000379153	Cross Over Bar Assy;924;Lace White	2	
AB7	1000354032	Pull Up Horn Assy;3";Black Ridge	2	
AB8	1000396328	Support Assy;FS924-04;Iced Silver	2	
AB8	1000396329	Support Assy;FS924-04;Black Glossy	2	
AB8	1000396330	Support Assy;FS924-04;Lace White	2	
B3	1000421272	Weight Stack Bracket;900 SRS;	2	
B8	1000323299	2" x 2" TUBE - 79 1/2" (CHROMED)	2	
B11	1000345600	5/8" Single Split Collar	4	
B12	1000312976	HANDLE W-STRAP D-RING (SHORT)	2	
B13	1000310014	End Cap	2	
B16	1000312237	3" FOOT	4	
B17	1000310331	10ga PLASMA - 1 1/2" x 5 1/4"	2	
B18	1000310273	4" FOOT (SHORT)	2	
B20	1000310339	ROUND WEIGHT STACK BUMPER	4	
B21	1000321910	5/8" GUIDE ROD - 76"	4	
B26	1000312893	3/8" SAFETY CLIP	2	
B29	1000312233	3" ROUND END CAP	4	
B30	1000421550	Cable Assy;	2	
B31	1000384971	1/4" Plasma;Pulley Guard;	4	
B33	1000310012	Plastic Footpad	4	
B52	1000317727	5/8" RUBBER GROMMET	4	
B54	1000404452	HALF-ROUND RUBBER BUMPER HARD	2	
B55	1000310095	1/2" OD x 1/4" ID Plastic Spacer - 1"	8	
B60	1000342962	Stack Guard;Grey	2	
V21	1000363760	Decal;Warning;Multi Station;English	2	
V21	1000363766	Decal;Warning;Multi Station;French	2	
V24	1000345333	Decal, Hi-low ROM	2	
V25	1000345334	Decal, Hi Low ROM 17	2	
V33	1000315894	DECAL MATRIX 11X1 BLK	10	
V34	1000312342	BOLT DOWN WARNING	2	
V35	1000384006	Serial Number Label;4" x 1.5";3M;	1	
V36	1000421523	900 Step Stack Decal	2	
Z37	1000310088	Washer, Curved, 1/2"	32	
Z38	1000312099	HCS 1/2-13 x 4 1/4"	20	
Z39	1000312097	SCREW;HH;.500-13 x 3.75;ZN;	4	
Z40	1000308437	SCREW;HH;.375-16 x 1.50;ZN;	4	
Z41	1000311963	SCREW;HH;.375-16 x 1.25;ZN;	4	
Z42	1000309851	HCS 3/8-16 x 2 1/4" - ZINC	8	
Z43	1000310097	SCREW;HH;.250-20 x 2.00;ZN;	8	
Z45	1000312161	NUT;NLK;.500-13;ZN	24	
Z46	1000308428	3/8" NUT	16	
Z47	1000309854	1/4" NYLON JAM NUT	8	
Z48	1000312700	7/16" FLAT WASHER	16	

Z49	1000308436	WASHER;FLT;USS;Φ0.344XΦ0.875X.063;ZN;	16
Z50	1000310096	1/4" SPLIT LOCK WASHER	16
Z51	1000309858	Machine Bushing 3/8 ID x 5/8OD 18ga Zinc	16
Z52	1000310115	FHSCS 1/4"-20 X 1/2"	4
Z53	1000308442	SCREW;SET; .3125-18 X 1.00;SS	2
Z58	1000310219	SCREW;HH;.250-20 x 0.75;ZN;	12
Z59	1000308446	WASHER;FLT;USS;Φ0.281XΦ0.734X.063;ZN;	12
Weight Stack Set	1000421548	Weight Stack Assy;Stepped;#230;	2
Weight Stack 1	1000310334	6000 TOP PLATE	1
Weight Stack 2	1000310343	Orange SELECTOR PIN w/ 6 1/2" CORD	1
Weight Stack 3	1000312817	5/16" SPLIT LOCK WASHER	2
Weight Stack 4	1000312127	BHS 5/16" - 1"	2
Weight Stack 6	1000359722	2" OD x .562 ID x .187 F/W Zinc	1
Weight Stack 7	1000421549	Center Stick;14";CR125;	1
Weight Stack 8	1000321944	WEIGHT PLATE 20# W_BUSHINGS 18.4 X 4.3X 1	8
Weight Stack 9	1000312880	CAST IRON	5
Single Pulley Set	1000386596	WEIGHT STACK PULLEY ASSEMBY	2
Single Pulley 1	1000406013	Weldment; Head Plate Pulley;Black Ridge	1
Single Pulley 2	1000386597	Screw;HH;.250-20 x 3;ZN;	1
Single Pulley 3	1000312876	SCREW;HH;.375-16 x 3.25;ZN;	1
Single Pulley 4	1000310019	SCREW;HH;.500-13 x 2.00;ZN;	1
Single Pulley 5	1000309854	1/4" NYLON JAM NUT	1
Single Pulley 6	1000308428	3/8" NUT	1
Single Pulley 7	1000309846	1/2" JAM NUT	1
Single Pulley 8	1000312159	1/2 - 13 NUT	1
Single Pulley 9	1000310096	1/4" SPLIT LOCK WASHER	2
Single Pulley 10	1000309858	Machine Bushing 3/8 ID x 5/8OD 18ga Zinc	2
Single Pulley 11	1000309847	Machine Bushing 1/2" ID X 7/8" OD 18GA	3
Single Pulley 12	1000312236	Handle Assy	1
Double Pulley Set	1000388323	Double Pulley Set w/ Grip;900 Series;	2
DP AB9	1000346398	Weldment;Swivel Pulley;	1
DP B2	1000312298	1/2" BRASS BUSHING	2
DP B10	1000353677	Nylon Sleeve;Tapped;	1
DP B11	1000347532	4.5" Pulley for Rope / Cable	2
DP B14	1000350424	Bumper	2
DP V27	1000376099	警告貼標;重端;;;PVC;;英文;GM106	2
DP V7	1000308473	Decal, warning Hand Pinch	2
DP Z13	1000353678	Screw;BH;10-32x5"	2
DP Z18	1000308428	3/8" NUT	2
DP Z19	1000350425	Nut;10/32"	2
DP Z23	1000309871	3/8-16 x 2" BOLT	2
DP Z25	1000312167	WASHER;FLT;USS;Φ0.203XΦ0.562X.040;ZN;#10	2
DP Z27	1000350426	Screw;10/32";.875L;	2
DP Z6	1000309858	Machine Bushing 3/8 ID x 5/8OD 18ga Zinc	1
DP AB1	1000384885	Cable Adjustment	1
DP B8	1000308424	SPRING PIN ASSEMBLY	1
DP B15	1000371229	Block;Cable Clamp;	1
DP Z16	1000309854	1/4" NYLON JAM NUT	4
DP Z20	1000310096	1/4" SPLIT LOCK WASHER	8
DP Z21	1000336429	SCREW;HH;.250-20 x 1.50;ZN;	4
DP Kit 1	1000318101	HAND GRIP 1.0" 0-12"LONG	1
DP V1	1000412711	Decal;Warning Pull Pin	1

DP Z17	1000312161	NUT;NLK;500-13;ZN	1	
DP Z22	1000310301	SCREW;HH;.500-13 x 4.50;ZN;	1	
DP Z24	1000309847	Machine Bushing 1/2" ID X 7/8" OD 18GA	3	
DP Pulley Housing Set	1000393923	DOUBLE PULLEY;BOOK FORMED	1	
DP Slide Assy	1000393924	SLIDE ASSEMBLY; FORMED BOOK	1	
Kit 1	1000318109	HAND GRIP 1.25 DIA 0-12"LONG	4	
Kit 2	1000318510	HAND GRIP 1.25 DIA 12"+LONG	2	
Kit 1 or 2 K1	1000369933	Tube Collar;25.4MM;	1	
Kit 1 or 2 K2	1000308469	Cap;End Tube;25.4MM ID;	2	
Kit 1 or 2 K3	1000316932	泡棉;把手;;;Φ24x5tx1524L;JHTNA-M;	1	
Kit 1 or 2 Z1	1000309773	Screw;Set;M6 x 1.0P x 5L;BP;POT;	8	

Matrix FS924 Cross Over



Quantity

1

862-040
Serial plate
Non - EN

MATRIX

Model: XXXXXXXX Max User Weight: XXX lbs
 S/N: XXXXXXXXXXXXXXXX Max Training Weight: XXX lbs
 Mfg Date: XX-XX-XXXX EN587-1, EN587-2 Class B

Matrix Fitness
 1600 Landmark Dr
 Cottage Grove, WI 53527
 1(888) 695-4863

UPC

8

854-044
280 mm Matrix



2

854-982
Bolt down

WARNING

DO NOT USE equipment if not properly secured to floor. Manufacturer requires that this equipment be secured to the floor to stabilize and eliminate rocking or tipping over. Use a licensed contractor.

1

WARNING

READ THE MANUAL CAREFULLY BEFORE USING THIS EQUIPMENT. FOLLOW THESE PRECAUTIONS TO AVOID INJURY:

1. Keep children under the age of 14 away from the equipment at all times while using this strength training equipment. Designer must be consulted for all uses while using this equipment.
2. This equipment is not suitable for use by persons with reduced physical, sensory or mental capacity. Users should be given appropriate instruction concerning use of the equipment by a person responsible for their safety.
3. Do not use the equipment for any purpose other than that intended for use.
4. Do not exceed weight capacity of this equipment.
5. Check to make sure the machine is in compliance with all applicable safety standards.
6. Do not use the machine with the weight stack in an inverted position.
7. NEVER use the machine unless the user has read the manual provided directly from the manufacturer.
8. NEVER use dumbbells or other ranges in any manner other than that intended for use.
9. NEVER use the machine for any purpose other than that intended for use.
10. Do not use the machine for any purpose other than that intended for use.
11. Adjustable stops, where provided, must be used at all times.
12. Do not use the machine for any purpose other than that intended for use.
13. Manufacturer recommends that this equipment be used on a soft surface such as a mat or gym floor.
14. If equipment is to be used in a home setting, it should be placed on a soft surface such as a mat or gym floor.
15. NEVER use the machine for any purpose other than that intended for use.

General Instruction 110033338

4 each



854-985
Pinch hazard



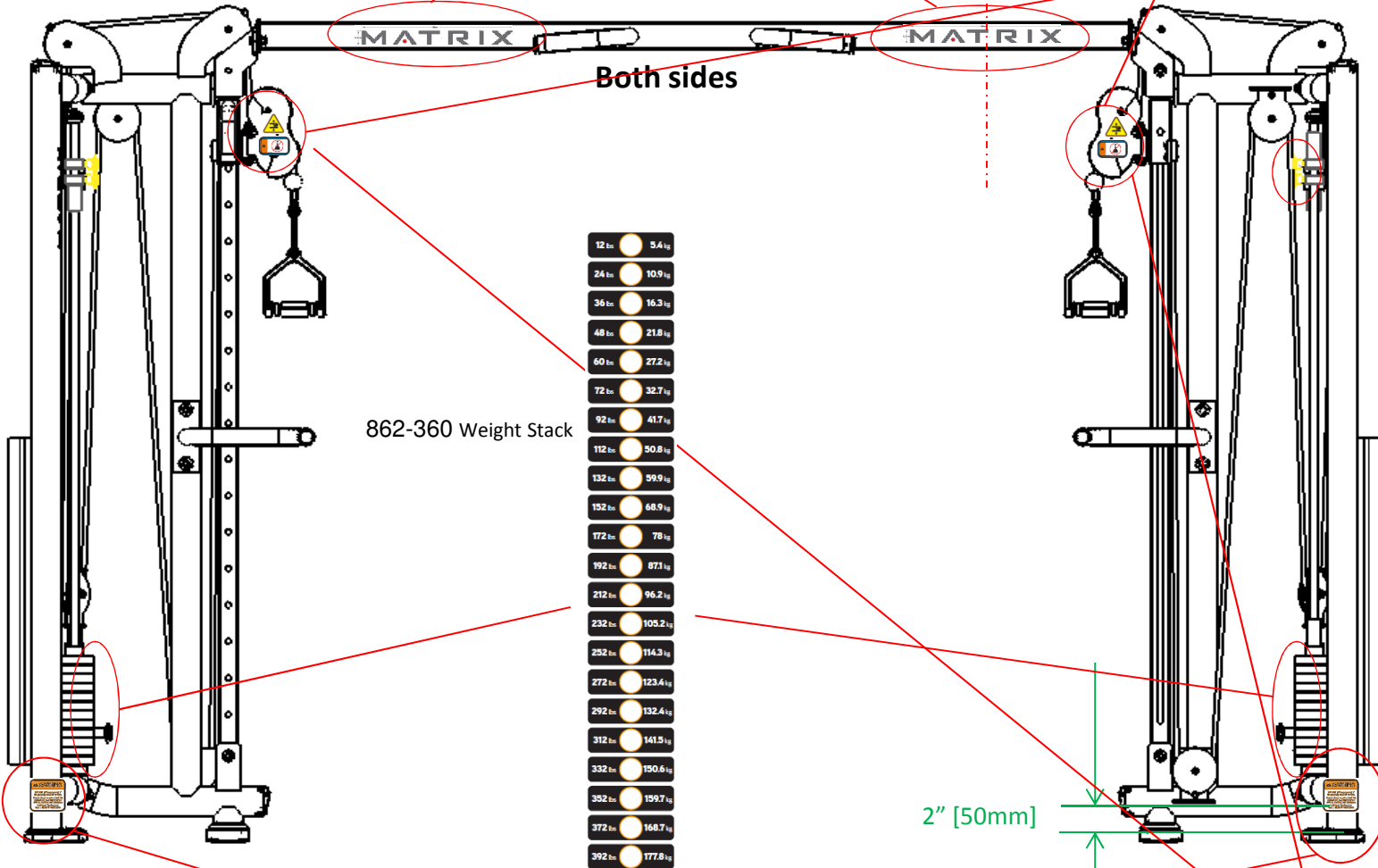
2

862-360 Weight Stack



854-044
280 mm Matrix

MATRIX



Both sides

862-360 Weight Stack

12 lb	5.4 kg
24 lb	10.9 kg
36 lb	16.3 kg
48 lb	21.8 kg
60 lb	27.2 kg
72 lb	32.7 kg
92 lb	41.7 kg
112 lb	50.8 kg
132 lb	59.9 kg
152 lb	68.9 kg
172 lb	78 kg
192 lb	87.1 kg
212 lb	96.2 kg
232 lb	105.2 kg
252 lb	114.3 kg
272 lb	123.4 kg
292 lb	132.4 kg
312 lb	141.5 kg
332 lb	150.6 kg
352 lb	159.7 kg
372 lb	168.7 kg
392 lb	177.8 kg

2" [50mm]

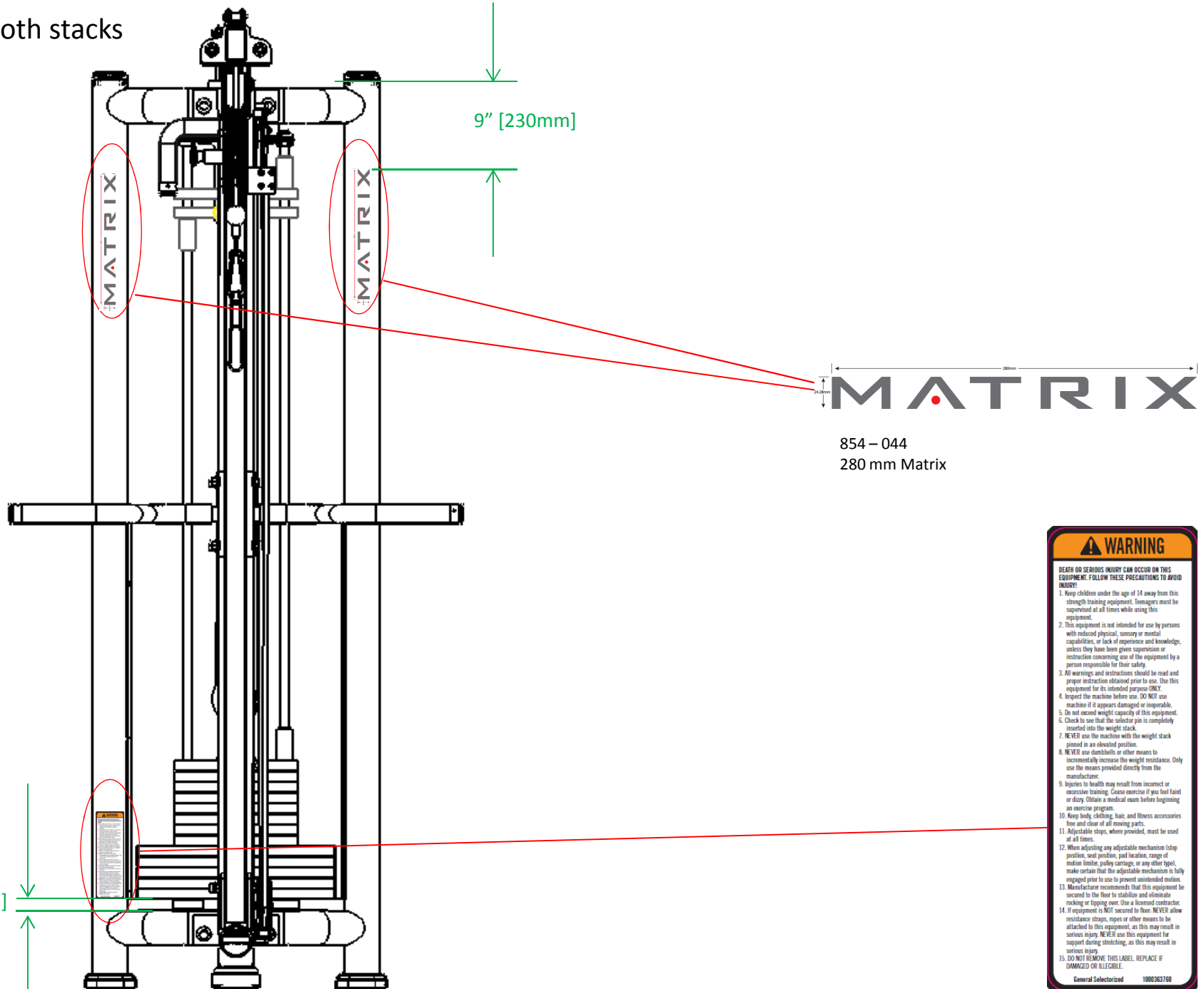
854-982
Bolt down



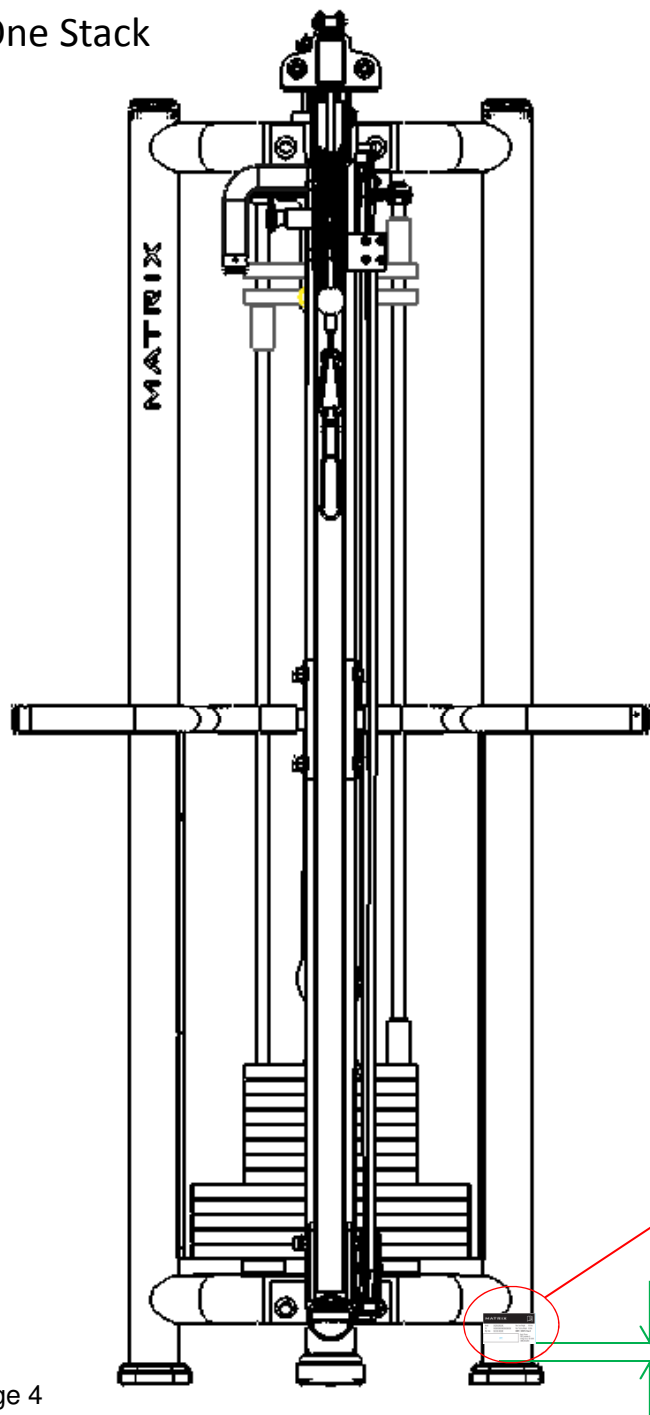
854-985
Pinch
hazard




Front: both stacks



Front: One Stack




862-040
Serial plate
Non - EN



Matrix QC template


854-043
166mm Matrix



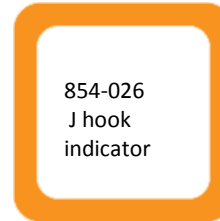

854-044
280mm Matrix



854-857
Serial plate



862-040
Serial plate
Non - EN



854-026
J hook
indicator


854-985
Pinch
hazard



854-986
Moving
hazard



Weight horn caps



854-982
Bolt down



854-979
ADJ stop 1



854-980
ADJ stop 2

